



LOCATION OF SCHOOLS¹

Shows how many students attend schools located in this Queensland electorate.

SECTOR	NUMBER			PERCENTAGE		
	P-6	7-12	TOTAL	P-6	7-12	TOTAL
INDEPENDENT	269	580	849	6.0%	14.0%	10.0%
CATHOLIC	830	830	1,660	18.0%	20.0%	19.0%
STATE	3,580	2,816	6,395	77.0%	67.0%	72.0%
TOTAL	4,679	4,226	8,904			

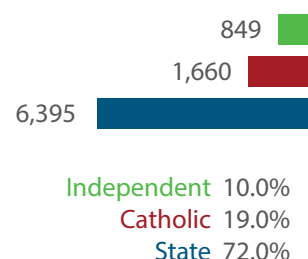
Independent schools and campuses in this electorate

All Souls St Gabriels School: Combined Primary & Secondary

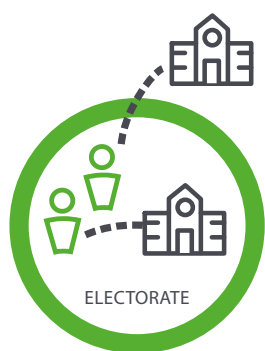
Blackheath and Thornburgh College: Combined Primary & Secondary

Gulf Christian College (Brown St): Combined Primary & Secondary

Gulf Christian College (Thompson St): Combined Primary & Secondary



Total Students, by Sector, Attending Schools Located in this Electorate



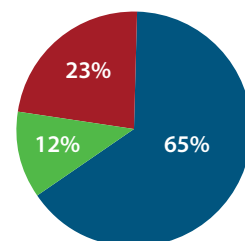
STUDENT PARTICIPATION RATES²

Shows how many students living in this Queensland electorate attend schools either located in this electorate, or in another electorate.

ENROLMENTS:	PRIMARY STUDENTS		SECONDARY STUDENTS		ALL STUDENTS	
	NO.	%	NO.	%	NO.	%
INDEPENDENT	258	7.0%	529	19.0%	787	12.0%
CATHOLIC	783	20.0%	724	26.0%	1,507	23.0%
STATE	2,786	73.0%	1,501	55.0%	4,287	65.0%
TOTAL	3,827		2,754		6,581	

Total Students, by Sector, Living in this Electorate

Independent 787
Catholic 1,507
State 4,287



DATA SOURCE

1 Full-time enrolments based on 2023 Non-Government Schools Census (State) February Collection.

2 Participation rates based on 2021 Census of Population and Housing.

3 AEC Group. (2024). *Economic Significance of Independent Schools to the Queensland Economy, 2024 Update*.

Modelling based on school data and ABS and other agency financial year data to produce an indicative annual profile of contributions to the Queensland economy and Gross State Product (GSP) for 2021-22.

NOTE: Some figures have been rounded and percentages may not add up to 100.

ECONOMIC CONTRIBUTION³

INDEPENDENT SCHOOLS contribute:

- \$22m in direct and indirect economic activity
- \$21m in wages and salaries
- 173 full-time jobs

INDEPENDENT SCHOOLS provide savings to taxpayers and governments of:

- \$7.8m in recurrent savings
- \$2.1m in capital savings from parent contributions.

LOCAL MEMBER
Mr Robbie Katter MP
Katter's Australian Party