



LOCATION OF SCHOOLS¹

Shows how many students attend schools located in this Queensland electorate.

SECTOR	NUMBER			PERCENTAGE		
	P-6	7-12	TOTAL	P-6	7-12	TOTAL
INDEPENDENT	1,395	1,222	2,617	30.0%	27.0%	29.0%
CATHOLIC	1,025	0	1,025	22.0%	0.0%	11.0%
STATE	2,199	3,280	5,479	48.0%	73.0%	60.0%
TOTAL	4,619	4,502	9,121			

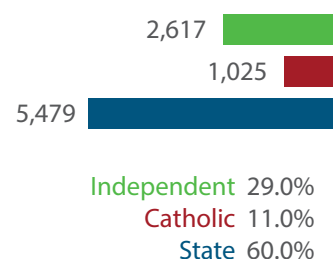
Independent schools and campuses in this electorate

Australian International Islamic College: Combined Primary & Secondary

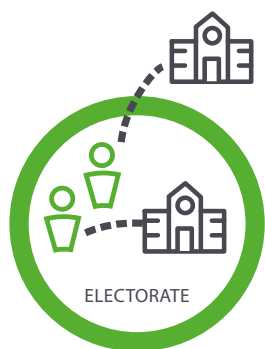
Emmanuel College: Combined Primary & Secondary

Josiah College: Combined Primary & Secondary

Silkwood School: Combined Primary & Secondary



Total Students, by Sector, Attending Schools Located in this Electorate



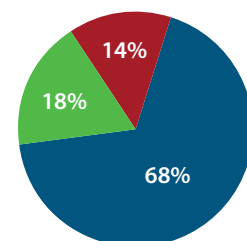
STUDENT PARTICIPATION RATES²

Shows how many students living in this Queensland electorate attend schools either located in this electorate, or in another electorate.

ENROLMENTS:	PRIMARY STUDENTS		SECONDARY STUDENTS		ALL STUDENTS	
	NO.	%	NO.	%	NO.	%
INDEPENDENT	651	15.0%	715	21.0%	1,366	18.0%
CATHOLIC	635	15.0%	445	13.0%	1,080	14.0%
STATE	2,944	70.0%	2,290	66.0%	5,234	68.0%
TOTAL	4,230		3,462		7,680	

Total Students, by Sector, Living in this Electorate

Independent 1,366
Catholic 1,080
State 5,234



DATA SOURCE

1 Full-time enrolments based on 2023 Non-Government Schools Census (State) February Collection.

2 Participation rates based on 2021 Census of Population and Housing.

3 AEC Group. (2024). *Economic Significance of Independent Schools to the Queensland Economy, 2024 Update*. Modelling based on school data and ABS and other agency financial year data to produce an indicative annual profile of contributions to the Queensland economy and Gross State Product (GSP) for 2021-22.

NOTE: Some figures have been rounded and percentages may not add up to 100.

ECONOMIC CONTRIBUTION³

INDEPENDENT SCHOOLS contribute:

- \$70m in direct and indirect economic activity
- \$46m in wages and salaries
- 489 full-time jobs

INDEPENDENT SCHOOLS provide savings to taxpayers and governments of:

- \$24.2m in recurrent savings
- \$3.6m in capital savings from parent contributions.

LOCAL MEMBER
Ms Meaghan Scanlon MP
Australian Labor Party