



LOCATION OF SCHOOLS¹

Shows how many students attend schools located in this Queensland electorate.

SECTOR	NUMBER			PERCENTAGE		
	P-6	7-12	TOTAL	P-6	7-12	TOTAL
INDEPENDENT	1,261	1,516	2,777	18.0%	27.0%	22.0%
CATHOLIC	1,116	1,898	3,014	16.0%	34.0%	23.0%
STATE	4,831	2,184	7,015	67.0%	39.0%	55.0%
TOTAL	6,815	5,341	12,806			

Independent schools and campuses in this electorate

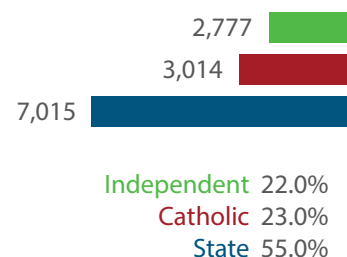
Bethany Lutheran Primary School: Primary

Ipswich Girls' Grammar School: Combined Primary & Secondary

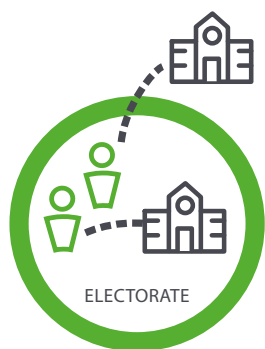
Ipswich Grammar School: Combined Primary & Secondary

YMCA Vocational School – Ipswich: Approved but not open

YMCA Vocational School – Ipswich (Limestone St): Secondary



Total Students, by Sector, Attending Schools Located in this Electorate



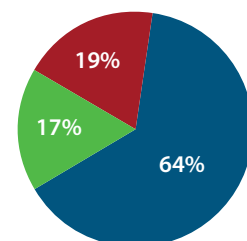
STUDENT PARTICIPATION RATES²

Shows how many students living in this Queensland electorate attend schools either located in this electorate, or in another electorate.

ENROLMENTS:	PRIMARY STUDENTS		SECONDARY STUDENTS		ALL STUDENTS	
	NO.	%	NO.	%	NO.	%
INDEPENDENT	615	14.0%	737	20.0%	1,352	17.0%
CATHOLIC	717	16.0%	872	24.0%	1,589	19.0%
STATE	3,192	70.0%	2,038	64.0%	5,230	64.0%
TOTAL	4,524		3,647		8,171	

Total Students, by Sector, Living in this Electorate

Independent 1,352
Catholic 1,589
State 5,230



DATA SOURCE

1 Full-time enrolments based on 2023 Non-Government Schools Census (State) February Collection.

2 Participation rates based on 2021 Census of Population and Housing.

3 AEC Group. (2024). *Economic Significance of Independent Schools to the Queensland Economy, 2024 Update*. Modelling based on school data and ABS and other agency financial year data to produce an indicative annual profile of contributions to the Queensland economy and Gross State Product (GSP) for 2021–22.

NOTE: Some figures have been rounded and percentages may not add up to 100.

ECONOMIC CONTRIBUTION³

INDEPENDENT SCHOOLS contribute:

- \$81m in direct and indirect economic activity
- \$63m in wages and salaries
- 615 full-time jobs

INDEPENDENT SCHOOLS provide savings to taxpayers and governments of:

- \$22.0m in recurrent savings
- \$4.2m in capital savings from parent contributions.

LOCAL MEMBER

Ms Jennifer Howard MP
Australian Labor Party