



### LOCATION OF SCHOOLS<sup>1</sup>

Shows how many students attend schools located in this Queensland electorate.

SECTOR	NUMBER			PERCENTAGE		
	P-6	7-12	TOTAL	P-6	7-12	TOTAL
INDEPENDENT	585	1,003	<b>1,588</b>	15.0%	31.0%	<b>22.0%</b>
CATHOLIC	373	303	<b>676</b>	10.0%	9.0%	<b>10.0%</b>
STATE	2,957	1,926	<b>4,883</b>	75.0%	60.0%	<b>68.0%</b>
TOTAL	3,915	3,232	<b>7,147</b>			

### Independent schools and campuses in this electorate

#### Bayside Christian College Hervey Bay (Nikenbah):

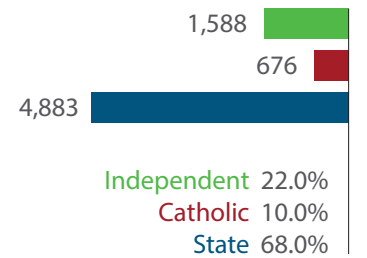
Approved but not open

**Carinity Education – Glendyne:** Combined Primary & Secondary

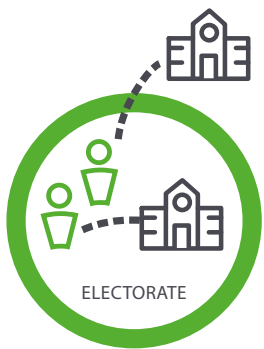
**OneSchool Global QLD:** Combined Primary & Secondary

**Riverside Christian College:** Combined Primary & Secondary

**Riverside Christian College (Distance):** Combined Primary & Secondary



**Total Students, by Sector, Attending Schools Located in this Electorate**



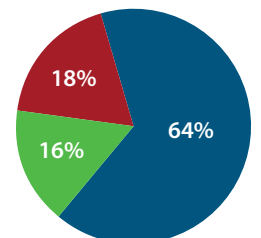
### STUDENT PARTICIPATION RATES<sup>2</sup>

Shows how many students living in this Queensland electorate attend schools either located in this electorate, or in another electorate.

ENROLMENTS:	PRIMARY STUDENTS		SECONDARY STUDENTS		ALL STUDENTS	
	NO.	%	NO.	%	NO.	%
INDEPENDENT	551	15.0%	596	18.0%	1,147	16.0%
CATHOLIC	699	19.0%	563	17.0%	1,262	18.0%
STATE	2,467	66.0%	2,216	65.0%	4,593	64.0%
TOTAL	3,717		3,285		7,002	

### Total Students, by Sector, Living in this Electorate

Independent 1,147  
Catholic 1,262  
State 4,593



#### DATA SOURCE

1 Full-time enrolments based on 2023 Non-Government Schools Census (State) February Collection.

2 Participation rates based on 2021 Census of Population and Housing.

3 AEC Group. (2024). *Economic Significance of Independent Schools to the Queensland Economy, 2024 Update*.

Modelling based on school data and ABS and other agency financial year data to produce an indicative annual profile of contributions to the Queensland economy and Gross State Product (GSP) for 2021–22.

NOTE: Some figures have been rounded and percentages may not add up to 100.

### ECONOMIC CONTRIBUTION<sup>3</sup>

#### INDEPENDENT SCHOOLS contribute:

- \$33m in direct and indirect economic activity
- \$23m in wages and salaries
- 236 full-time jobs

#### INDEPENDENT SCHOOLS provide savings to taxpayers and governments of:

- \$15.3m in recurrent savings
- \$2.9m in capital savings from parent contributions.

#### LOCAL MEMBER

Mr Bruce Saunders MP  
Australian Labor Party