



LOCATION OF SCHOOLS¹

Shows how many students attend schools located in this Queensland electorate.

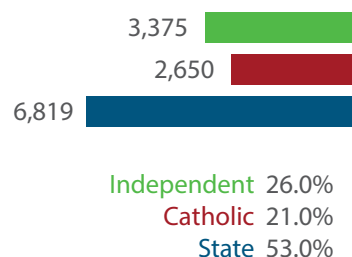
SECTOR	NUMBER			PERCENTAGE		
	P-6	7-12	TOTAL	P-6	7-12	TOTAL
INDEPENDENT	1,100	2,275	3,375	25.0%	27.0%	26.0%
CATHOLIC	994	1,656	2,650	23.0%	20.0%	21.0%
STATE	2,303	4,516	6,819	52.0%	54.0%	53.0%
TOTAL	4,397	8,447	12,844			

Independent schools and campuses in this electorate

Anglican Church Grammar School: Combined Primary & Secondary

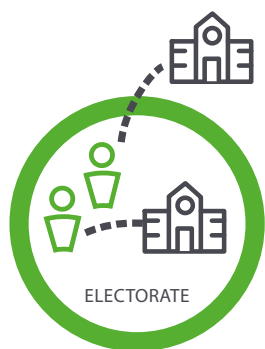
Australian International Islamic College: Combined Primary & Secondary

Somerville House: Combined Primary & Secondary



Total Students, by Sector, Attending Schools Located in this Electorate

Independent 26.0%
Catholic 21.0%
State 53.0%



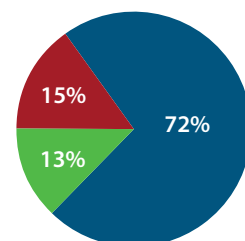
STUDENT PARTICIPATION RATES²

Shows how many students living in this Queensland electorate attend schools either located in this electorate, or in another electorate.

ENROLMENTS:	PRIMARY STUDENTS		SECONDARY STUDENTS		ALL STUDENTS	
	NO.	%	NO.	%	NO.	%
INDEPENDENT	198	7.0%	508	18.0%	706	13.0%
CATHOLIC	505	19.0%	332	12.0%	837	15.0%
STATE	1,947	74.0%	1,992	70.0%	3,939	72.0%
TOTAL	2,650		2,832		5,482	

Total Students, by Sector, Living in this Electorate

Independent 706
Catholic 837
State 3,939



DATA SOURCE

1 Full-time enrolments based on 2023 Non-Government Schools Census (State) February Collection.

2 Participation rates based on 2021 Census of Population and Housing.

3 AEC Group. (2024). *Economic Significance of Independent Schools to the Queensland Economy, 2024 Update*.

Modelling based on school data and ABS and other agency financial year data to produce an indicative annual profile of contributions to the Queensland economy and Gross State Product (GSP) for 2021-22.

NOTE: Some figures have been rounded and percentages may not add up to 100.

ECONOMIC CONTRIBUTION³

INDEPENDENT SCHOOLS contribute:

- \$163m in direct and indirect economic activity
- \$127m in wages and salaries
- 1,232 full-time jobs

INDEPENDENT SCHOOLS provide savings to taxpayers and governments of:

- \$30.1m in recurrent savings
- \$12.4m in capital savings from parent contributions.

LOCAL MEMBER
Dr Amy MacMahon MP
Queensland Greens