



LOCATION OF SCHOOLS¹

Shows how many students attend schools located in this Queensland electorate.

SECTOR	NUMBER			PERCENTAGE		
	P-6	7-12	TOTAL	P-6	7-12	TOTAL
INDEPENDENT	1,206	2,820	4,026	18.0%	29.0%	25.0%
CATHOLIC	811	2,617	3,428	12.0%	27.0%	21.0%
STATE	4,750	4,192	8,942	70.0%	44.0%	54.0%
TOTAL	6,767	9,628	16,395			

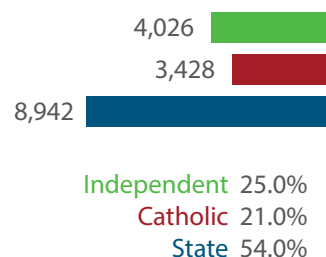
Independent schools and campuses in this electorate

Brisbane Boys' College: Combined Primary & Secondary

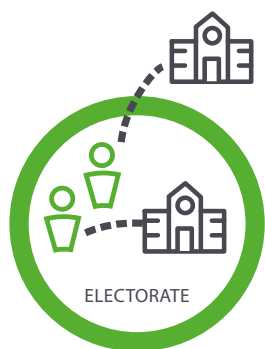
Brisbane Montessori School: Combined Primary & Secondary

St Peters Lutheran College: Combined Primary & Secondary

The Glenleighden School: Combined Primary & Secondary



Total Students, by Sector, Attending Schools Located in this Electorate



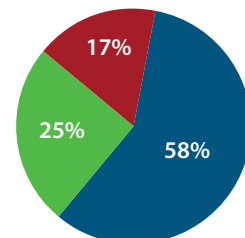
STUDENT PARTICIPATION RATES²

Shows how many students living in this Queensland electorate attend schools either located in this electorate, or in another electorate.

ENROLMENTS:	PRIMARY STUDENTS		SECONDARY STUDENTS		ALL STUDENTS	
	NO.	%	NO.	%	NO.	%
INDEPENDENT	516	12.0%	1,529	39.0%	2,045	25.0%
CATHOLIC	529	12.0%	871	22.0%	1,400	17.0%
STATE	3,365	76.0%	1,507	39.0%	4,872	58.0%
TOTAL	4,410		3,907		8,317	

Total Students, by Sector, Living in this Electorate

Independent 2,045
Catholic 1,400
State 4,872



DATA SOURCE

1 Full-time enrolments based on 2023 Non-Government Schools Census (State) February Collection.

2 Participation rates based on 2021 Census of Population and Housing.

3 AEC Group. (2024). *Economic Significance of Independent Schools to the Queensland Economy, 2024 Update*.

Modelling based on school data and ABS and other agency financial year data to produce an indicative annual profile of contributions to the Queensland economy and Gross State Product (GSP) for 2021-22.

NOTE: Some figures have been rounded and percentages may not add up to 100.

ECONOMIC CONTRIBUTION³

INDEPENDENT SCHOOLS contribute:

- \$182m in direct and indirect economic activity
- \$142m in wages and salaries
- 1,235 full-time jobs

INDEPENDENT SCHOOLS provide savings to taxpayers and governments of:

- \$37.2m in recurrent savings
- \$10.0m in capital savings from parent contributions.

LOCAL MEMBER

Mr Michael Berkman MP
Queensland Greens