



LOCATION OF SCHOOLS¹

Shows how many students attend schools located in this Queensland electorate.

SECTOR	NUMBER			PERCENTAGE		
	P-6	7-12	TOTAL	P-6	7-12	TOTAL
INDEPENDENT	1,692	898	2,590	20.0%	20.0%	20.0%
CATHOLIC	1,231	1,148	2,379	15.0%	25.0%	18.0%
STATE	5,556	2,548	8,105	67.0%	56.0%	62.0%
TOTAL	8,479	4,595	13,074			

Independent schools and campuses in this electorate

Australian International Islamic College: Combined Primary & Secondary

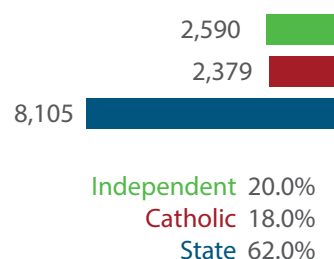
Australian Technology and Agricultural College: Secondary

Hills International College: Combined Primary & Secondary

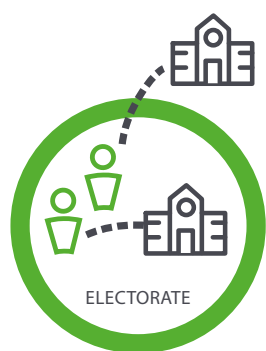
King's Christian College (Chambers Flat Campus): Combined Primary & Secondary

Parklands Christian College: Combined Primary & Secondary

St Philomena School: Combined Primary & Secondary



Total Students, by Sector, Attending Schools Located in this Electorate



STUDENT PARTICIPATION RATES²

Shows how many students living in this Queensland electorate attend schools either located in this electorate, or in another electorate.

ENROLMENTS:	PRIMARY STUDENTS		SECONDARY STUDENTS		ALL STUDENTS	
	NO.	%	NO.	%	NO.	%
INDEPENDENT	903	14.0%	833	18.0%	1,736	16.0%
CATHOLIC	1,107	18.0%	912	19.0%	2,019	18.0%
STATE	4,279	68.0%	3,010	63.0%	7,289	66.0%
TOTAL	6,289		4,755		11,044	

DATA SOURCE

1 Full-time enrolments based on 2023 Non-Government Schools Census (State) February Collection.

2 Participation rates based on 2021 Census of Population and Housing.

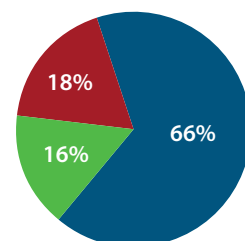
3 AEC Group. (2024). *Economic Significance of Independent Schools to the Queensland Economy, 2024 Update*.

Modelling based on school data and ABS and other agency financial year data to produce an indicative annual profile of contributions to the Queensland economy and Gross State Product (GSP) for 2021-22.

NOTE: Some figures have been rounded and percentages may not add up to 100.

Total Students, by Sector, Living in this Electorate

Independent 1,736
Catholic 2,019
State 7,289



ECONOMIC CONTRIBUTION³

INDEPENDENT SCHOOLS contribute:

- \$51m in direct and indirect economic activity
- \$31m in wages and salaries
- 352 full-time jobs

INDEPENDENT SCHOOLS provide savings to taxpayers and governments of:

- \$16.0m in recurrent savings
- \$2.0m in capital savings from parent contributions.

LOCAL MEMBER
Mr Linus Power MP
Australian Labor Party