



LOCATION OF SCHOOLS¹

Shows how many students attend schools located in this Queensland electorate.

SECTOR	NUMBER			PERCENTAGE		
	P-6	7-12	TOTAL	P-6	7-12	TOTAL
INDEPENDENT	1,225	1,655	2,880	26.0%	29.0%	28.0%
CATHOLIC	344	925	1,269	7.0%	16.0%	12.0%
STATE	3,177	3,049	6,226	67.0%	54.0%	60.0%
TOTAL	4,746	5,629	10,375			

Independent schools and campuses in this electorate

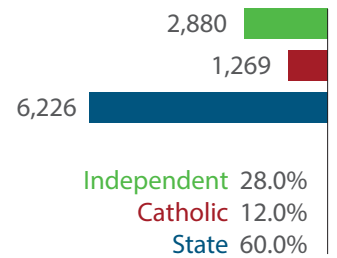
Blackall Range Independent School: Combined Primary & Secondary

Nambour Christian College: Combined Primary & Secondary

Noosa Christian College: Combined Primary & Secondary

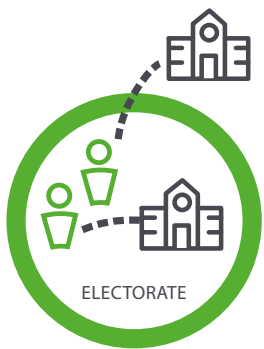
OneSchool Global QLD (Nambour): Combined Primary & Secondary

Suncoast Christian College: Combined Primary & Secondary



Total Students, by Sector, Attending Schools Located in this Electorate

Independent 28.0%
Catholic 12.0%
State 60.0%



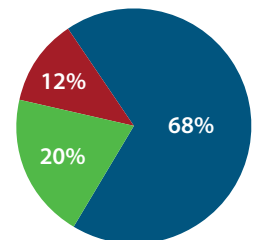
STUDENT PARTICIPATION RATES²

Shows how many students living in this Queensland electorate attend schools either located in this electorate, or in another electorate.

ENROLMENTS:	PRIMARY STUDENTS		SECONDARY STUDENTS		ALL STUDENTS	
	NO.	%	NO.	%	NO.	%
INDEPENDENT	639	16.0%	825	25.0%	1,464	20.0%
CATHOLIC	392	10.0%	446	14.0%	858	12.0%
STATE	2,875	74.0%	2,023	61.0%	4,898	68.0%
TOTAL	3,906		3,314		7,220	

Total Students, by Sector, Living in this Electorate

Independent 1,464
Catholic 858
State 4,898



DATA SOURCE

1 Full-time enrolments based on 2023 Non-Government Schools Census (State) February Collection.

2 Participation rates based on 2021 Census of Population and Housing.

3 AEC Group. (2024). *Economic Significance of Independent Schools to the Queensland Economy, 2024 Update*.

Modelling based on school data and ABS and other agency financial year data to produce an indicative annual profile of contributions to the Queensland economy and Gross State Product (GSP) for 2021-22.

NOTE: Some figures have been rounded and percentages may not add up to 100.

ECONOMIC CONTRIBUTION³

INDEPENDENT SCHOOLS contribute:

- \$67m in direct and indirect economic activity
- \$50m in wages and salaries
- 502 full-time jobs

INDEPENDENT SCHOOLS provide savings to taxpayers and governments of:

- \$22.6m in recurrent savings
- \$4.9m in capital savings from parent contributions.

LOCAL MEMBER

Mr Robert Skelton MP
Australian Labor Party