



LOCATION OF SCHOOLS¹

Shows how many students attend schools located in this Queensland electorate.

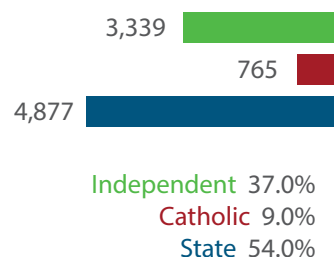
SECTOR	NUMBER			PERCENTAGE		
	P-6	7-12	TOTAL	P-6	7-12	TOTAL
INDEPENDENT	1,092	2,247	3,339	31.0%	41.0%	37.0%
CATHOLIC	765	0	765	22.0%	0.0%	9.0%
STATE	1,700	3,177	4,877	49.0%	59.0%	54.0%
TOTAL	3,557	5,424	8,981			

Independent schools and campuses in this electorate

Australian Industry Trade College – Redlands: Secondary

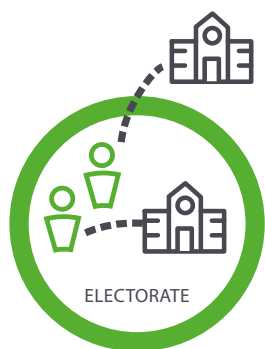
Ormiston College: Combined Primary & Secondary

Redlands College: Combined Primary & Secondary



Total Students, by Sector, Attending Schools Located in this Electorate

Independent 37.0%
Catholic 9.0%
State 54.0%



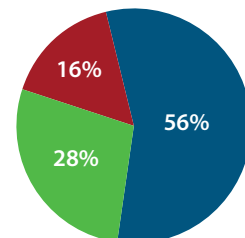
STUDENT PARTICIPATION RATES²

Shows how many students living in this Queensland electorate attend schools either located in this electorate, or in another electorate.

ENROLMENTS:	PRIMARY STUDENTS		SECONDARY STUDENTS		ALL STUDENTS	
	NO.	%	NO.	%	NO.	%
INDEPENDENT	716	22.0%	1,236	34.0%	1,952	28.0%
CATHOLIC	576	17.0%	537	15.0%	1,113	16.0%
STATE	2,034	71.0%	1,828	51.0%	3,862	56.0%
TOTAL	3,226		3,601		6,927	

Total Students, by Sector, Living in this Electorate

Independent 1,952
Catholic 1,113
State 3,862



DATA SOURCE

1 Full-time enrolments based on 2023 Non-Government Schools Census (State) February Collection.

2 Participation rates based on 2021 Census of Population and Housing.

3 AEC Group. (2024). *Economic Significance of Independent Schools to the Queensland Economy, 2024 Update*.

Modelling based on school data and ABS and other agency financial year data to produce an indicative annual profile of contributions to the Queensland economy and Gross State Product (GSP) for 2021–22.

NOTE: Some figures have been rounded and percentages may not add up to 100.

ECONOMIC CONTRIBUTION³

INDEPENDENT SCHOOLS contribute:

- \$107m in direct and indirect economic activity
- \$72m in wages and salaries
- 672 full-time jobs

INDEPENDENT SCHOOLS provide savings to taxpayers and governments of:

- \$28.2m in recurrent savings
- \$4.6m in capital savings from parent contributions.

LOCAL MEMBER

Dr Mark Robinson MP
Liberal National Party of Queensland