



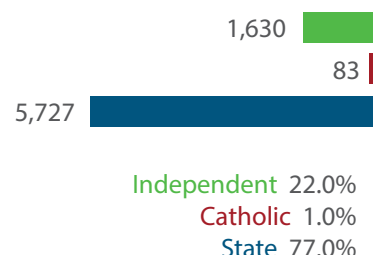
### LOCATION OF SCHOOLS<sup>1</sup>

Shows how many students attend schools located in this Queensland electorate.

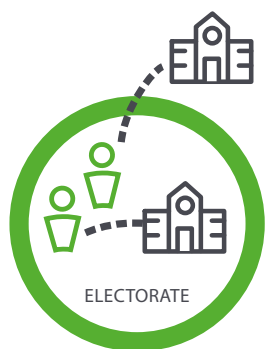
SECTOR	NUMBER			PERCENTAGE		
	P-6	7-12	TOTAL	P-6	7-12	TOTAL
INDEPENDENT	792	839	<b>1,631</b>	25.0%	20.0%	<b>22.0%</b>
CATHOLIC	0	83	<b>83</b>	0.0%	2.0%	<b>1.0%</b>
STATE	2,389	3,339	<b>5,728</b>	75.0%	78.0%	<b>77.0%</b>
<b>TOTAL</b>	<b>3,181</b>	<b>4,261</b>	<b>7,442</b>			

### Independent schools and campuses in this electorate

**A B Paterson College:** Combined Primary & Secondary



**Total Students, by Sector, Attending Schools Located in this Electorate**



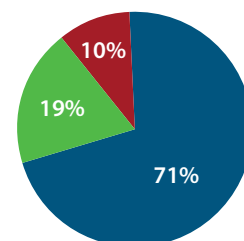
### STUDENT PARTICIPATION RATES<sup>2</sup>

Shows how many students living in this Queensland electorate attend schools either located in this electorate, or in another electorate.

ENROLMENTS:	PRIMARY STUDENTS		SECONDARY STUDENTS		ALL STUDENTS	
	NO.	%	NO.	%	NO.	%
INDEPENDENT	561	17.0%	620	22.0%	1,181	19.0%
CATHOLIC	383	12.0%	222	8.0%	605	10.0%
STATE	2,349	71.0%	1,952	70.0%	4,301	71.0%
<b>TOTAL</b>	<b>3,293</b>		<b>2,794</b>		<b>6,087</b>	

### Total Students, by Sector, Living in this Electorate

Independent 1,181  
 Catholic 605  
 State 4,301



#### DATA SOURCE

1 Full-time enrolments based on 2023 Non-Government Schools Census (State) February Collection.

2 Participation rates based on 2021 Census of Population and Housing.

3 AEC Group. (2024). *Economic Significance of Independent Schools to the Queensland Economy, 2024 Update*. Modelling based on school data and ABS and other agency financial year data to produce an indicative annual profile of contributions to the Queensland economy and Gross State Product (GSP) for 2021-22.

NOTE: Some figures have been rounded and percentages may not add up to 100.

### ECONOMIC CONTRIBUTION<sup>3</sup>

#### INDEPENDENT SCHOOLS contribute:

- \$54m in direct and indirect economic activity
- \$36m in wages and salaries
- 347 full-time jobs

#### INDEPENDENT SCHOOLS provide savings to taxpayers and governments of:

- \$14.8m in recurrent savings
- \$2.8m in capital savings from parent contributions.

#### LOCAL MEMBER

Mr Sam O'Connor MP  
Liberal National Party of Queensland