



LOCATION OF SCHOOLS¹

Shows how many students attend schools located in this Queensland electorate.

| SECTOR | NUMBER | | | PERCENTAGE | | |
|-------------|--------|-------|--------------|------------|-------|--------------|
| | P-6 | 7-12 | TOTAL | P-6 | 7-12 | TOTAL |
| INDEPENDENT | 576 | 1,006 | 1,582 | 14.0% | 26.0% | 20.0% |
| CATHOLIC | 341 | 125 | 466 | 8.0% | 3.0% | 6.0% |
| STATE | 3,204 | 2,685 | 5,890 | 78.0% | 70.0% | 74.0% |
| TOTAL | 4,121 | 3,817 | 7,938 | | | |

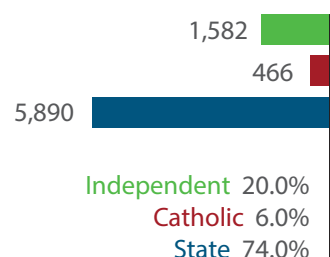
Independent schools and campuses in this electorate

Arethusa College: Secondary

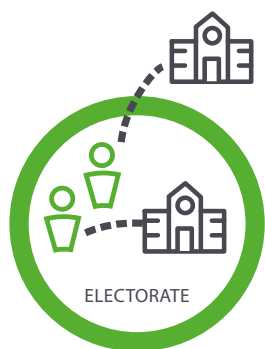
Kairos Community College: Secondary

The Lakes College: Combined Primary & Secondary

YMCA Vocational School - Moreton Bay: Secondary



Total Students, by Sector, Attending Schools Located in this Electorate



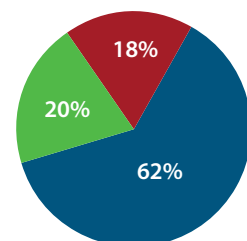
STUDENT PARTICIPATION RATES²

Shows how many students living in this Queensland electorate attend schools either located in this electorate, or in another electorate.

| ENROLMENTS: | PRIMARY STUDENTS | | SECONDARY STUDENTS | | ALL STUDENTS | |
|-------------|------------------|-------|--------------------|-------|--------------|-------|
| | NO. | % | NO. | % | NO. | % |
| INDEPENDENT | 1,033 | 18.0% | 1,031 | 22.0% | 2,064 | 20.0% |
| CATHOLIC | 1,061 | 18.0% | 789 | 17.0% | 1,840 | 17.0% |
| STATE | 3,710 | 64.0% | 2,945 | 61.0% | 6,655 | 63.0% |
| TOTAL | 5,802 | | 4,778 | | 10,559 | |

Total Students, by Sector, Living in this Electorate

Independent 2,064
Catholic 1,840
State 6,655



DATA SOURCE

1 Full-time enrolments based on 2023 Non-Government Schools Census (State) February Collection.

2 Participation rates based on 2021 Census of Population and Housing.

3 AEC Group. (2024). *Economic Significance of Independent Schools to the Queensland Economy, 2024 Update*. Modelling based on school data and ABS and other agency financial year data to produce an indicative annual profile of contributions to the Queensland economy and Gross State Product (GSP) for 2021-22.

NOTE: Some figures have been rounded and percentages may not add up to 100.

ECONOMIC CONTRIBUTION³

INDEPENDENT SCHOOLS contribute:

- \$76m in direct and indirect economic activity
- \$49m in wages and salaries
- 485 full-time jobs

INDEPENDENT SCHOOLS provide savings to taxpayers and governments of:

- \$14.0m in recurrent savings
- \$2.1m in capital savings from parent contributions.

LOCAL MEMBER

Mr Chris Whiting MP
Australian Labor Party