



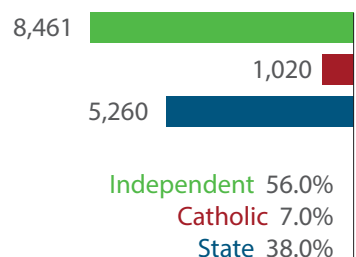
LOCATION OF SCHOOLS¹

Shows how many students attend schools located in this Queensland electorate.

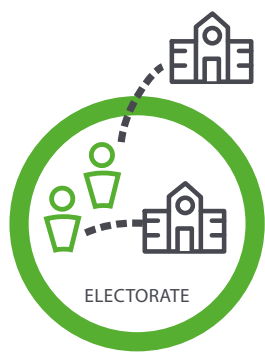
SECTOR	NUMBER			PERCENTAGE		
	P-6	7-12	TOTAL	P-6	7-12	TOTAL
INDEPENDENT	3,516	4,945	8,461	49.0%	67.0%	58.0%
CATHOLIC	174	846	1,020	2.0%	11.0%	7.0%
STATE	3,727	1,533	5,260	48.0%	22.0%	35.0%
TOTAL	7,003	6,959	13,959			

Independent schools and campuses in this electorate

- All Saints Anglican School:** Combined Primary & Secondary
- Arcadia College (Robina Campus):** Approved but not open
- Gold Coast Christian College:** Combined Primary & Secondary
- Hillcrest Christian College:** Combined Primary & Secondary
- Josiah College:** Combined Primary & Secondary
- King's Christian College:** Combined Primary & Secondary
- Queensland Football School (Merrimac):** Approved but not open
- Somerset College:** Combined Primary & Secondary



Total Students, by Sector, Attending Schools Located in this Electorate



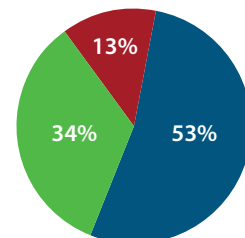
STUDENT PARTICIPATION RATES²

Shows how many students living in this Queensland electorate attend schools either located in this electorate, or in another electorate.

ENROLMENTS:	PRIMARY STUDENTS		SECONDARY STUDENTS		ALL STUDENTS	
	NO.	%	NO.	%	NO.	%
INDEPENDENT	1,432	27.0%	1,982	42.0%	3,434	34.0%
CATHOLIC	526	10.0%	757	16.0%	1,283	13.0%
STATE	3,375	63.0%	2,027	42.0%	5,402	53.0%
TOTAL	5,353		4,766		10,119	

Total Students, by Sector, Living in this Electorate

Independent 3,434
Catholic 1,283
State 5,402



DATA SOURCE

1 Full-time enrolments based on 2023 Non-Government Schools Census (State) February Collection.

2 Participation rates based on 2021 Census of Population and Housing.

3 AEC Group. (2024). *Economic Significance of Independent Schools to the Queensland Economy, 2024 Update*.

Modelling based on school data and ABS and other agency financial year data to produce an indicative annual profile of contributions to the Queensland economy and Gross State Product (GSP) for 2021-22.

NOTE: Some figures have been rounded and percentages may not add up to 100.

ECONOMIC CONTRIBUTION³

INDEPENDENT SCHOOLS contribute:

- \$226m in direct and indirect economic activity
- \$193m in wages and salaries
- 1,793 full-time jobs

INDEPENDENT SCHOOLS provide savings to taxpayers and governments of:

- \$72.3m in recurrent savings
- \$19.9m in capital savings from parent contributions.

LOCAL MEMBER

Ms Ros Bates MP
Liberal National Party of Queensland