



LOCATION OF SCHOOLS¹

Shows how many students attend schools located in this Queensland electorate.

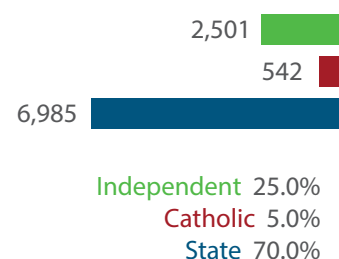
SECTOR	NUMBER			PERCENTAGE		
	P-6	7-12	TOTAL	P-6	7-12	TOTAL
INDEPENDENT	1,210	1,291	2,501	21.0%	30.0%	25.0%
CATHOLIC	468	74	542	8.0%	2.0%	5.0%
STATE	3,972	3,012	6,985	70.0%	69.0%	70.0%
TOTAL	5,650	4,377	10,027			

Independent schools and campuses in this electorate

Australian International Islamic College: Combined Primary & Secondary

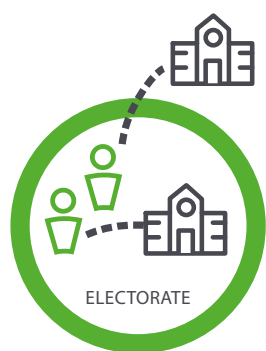
St John's Anglican College (Alpine Place Campus): Primary

St John's Anglican College: Secondary



Total Students, by Sector, Attending Schools Located in this Electorate

Independent 25.0%
Catholic 5.0%
State 70.0%



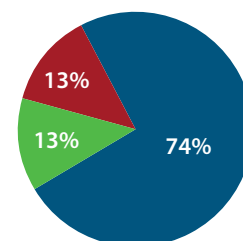
STUDENT PARTICIPATION RATES²

Shows how many students living in this Queensland electorate attend schools either located in this electorate, or in another electorate.

ENROLMENTS:	PRIMARY STUDENTS		SECONDARY STUDENTS		ALL STUDENTS	
	NO.	%	NO.	%	NO.	%
INDEPENDENT	648	12.0%	655	14.0%	1,303	13.0%
CATHOLIC	782	14.0%	483	10.0%	1,267	13.0%
STATE	4,030	74.0%	3,475	76.0%	7,505	74.0%
TOTAL	5,460		4,615		10,075	

Total Students, by Sector, Living in this Electorate

Independent 1,303
Catholic 1,267
State 7,505



DATA SOURCE

1 Full-time enrolments based on 2023 Non-Government Schools Census (State) February Collection.

2 Participation rates based on 2021 Census of Population and Housing.

3 AEC Group. (2024). *Economic Significance of Independent Schools to the Queensland Economy, 2024 Update*. Modelling based on school data and ABS and other agency financial year data to produce an indicative annual profile of contributions to the Queensland economy and Gross State Product (GSP) for 2021-22.

NOTE: Some figures have been rounded and percentages may not add up to 100.

ECONOMIC CONTRIBUTION³

INDEPENDENT SCHOOLS contribute:

- \$81m in direct and indirect economic activity
- \$54m in wages and salaries
- 528 full-time jobs

INDEPENDENT SCHOOLS provide savings to taxpayers and governments of:

- \$18.9m in recurrent savings
- \$4.7m in capital savings from parent contributions.

LOCAL MEMBER

Ms Margaret Nightingale MP
Australian Labor Party