



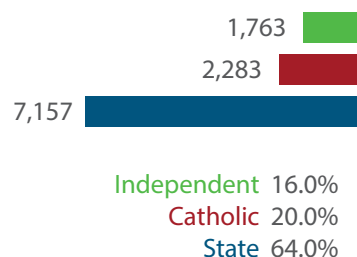
LOCATION OF SCHOOLS¹

Shows how many students attend schools located in this Queensland electorate.

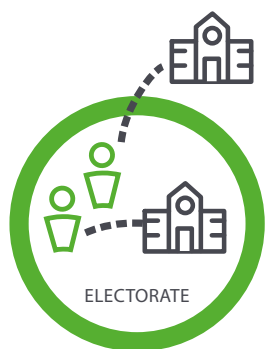
SECTOR	NUMBER			PERCENTAGE		
	P-6	7-12	TOTAL	P-6	7-12	TOTAL
INDEPENDENT	862	901	1,763	16.0%	16.0%	16.0%
CATHOLIC	1,038	1,245	2,283	19.0%	10.0%	20.0%
STATE	3,475	3,682	7,157	65.0%	63.0%	64.0%
TOTAL	5,375	5,828	11,203			

Independent schools and campuses in this electorate

- Concordia Lutheran College (Hume St Campus):** Primary
- Concordia Lutheran College (Stephen St Campus):** Secondary
- Concordia Lutheran College (Warwick St Campus):** Primary
- Darling Downs Christian School:** Combined Primary & Secondary
- Highlands Christian College:** Combined Primary & Secondary
- Maridahdi Early Childhood Community School:** Primary
- OneSchool Global QLD:** Combined Primary & Secondary



Total Students, by Sector, Attending Schools Located in this Electorate



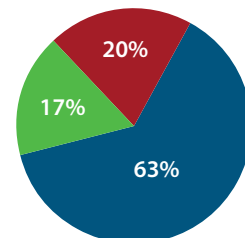
STUDENT PARTICIPATION RATES²

Shows how many students living in this Queensland electorate attend schools either located in this electorate, or in another electorate.

ENROLMENTS:	PRIMARY STUDENTS		SECONDARY STUDENTS		ALL STUDENTS	
	NO.	%	NO.	%	NO.	%
INDEPENDENT	669	14.0%	860	21.0%	1,529	17.0%
CATHOLIC	964	20.0%	818	20.0%	1,782	20.0%
STATE	3,090	66.0%	2,413	59.0%	5,503	63.0%
TOTAL	4,723		4,091		8,814	

Total Students, by Sector, Living in this Electorate

Independent 1,529
Catholic 1,782
State 5,503



DATA SOURCE

1 Full-time enrolments based on 2023 Non-Government Schools Census (State) February Collection.

2 Participation rates based on 2021 Census of Population and Housing.

3 AEC Group. (2024). *Economic Significance of Independent Schools to the Queensland Economy, 2024 Update*.

Modelling based on school data and ABS and other agency financial year data to produce an indicative annual profile of contributions to the Queensland economy and Gross State Product (GSP) for 2021-22.

NOTE: Some figures have been rounded and percentages may not add up to 100.

ECONOMIC CONTRIBUTION³

INDEPENDENT SCHOOLS contribute:

- \$37m in direct and indirect economic activity
- \$29m in wages and salaries
- 289 full-time jobs

INDEPENDENT SCHOOLS provide savings to taxpayers and governments of:

- \$14.5m in recurrent savings
- \$2.3m in capital savings from parent contributions.

LOCAL MEMBER

Mr David Janetzki MP
Liberal National Party of Queensland