



### LOCATION OF SCHOOLS<sup>1</sup>

Shows how many students attend schools located in this Queensland electorate.

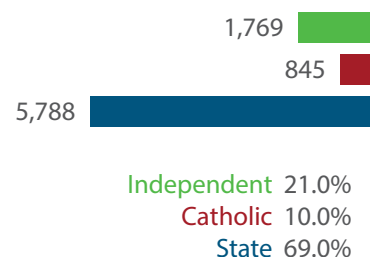
SECTOR	NUMBER			PERCENTAGE		
	P-6	7-12	TOTAL	P-6	7-12	TOTAL
INDEPENDENT	660	1,109	<b>1,769</b>	14.0%	32.0%	<b>21.0%</b>
CATHOLIC	845	0	<b>845</b>	17.0%	0.0%	<b>10.0%</b>
STATE	3,375	2,413	<b>5,788</b>	69.0%	69.0%	<b>69.0%</b>
TOTAL	4,880	3,522	<b>8,402</b>			

#### Independent schools and campuses in this electorate

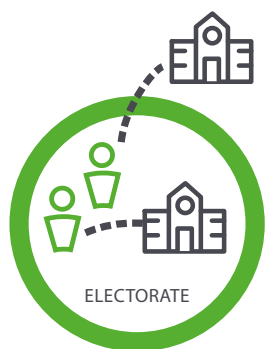
**Australian Industry Trade College:** Secondary

**Ipswich Adventist School:** Primary

**West Moreton Anglican College:** Combined Primary & Secondary



**Total Students, by Sector, Attending Schools Located in this Electorate**



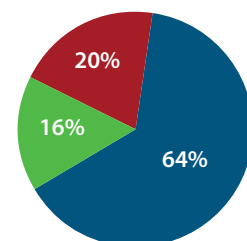
### STUDENT PARTICIPATION RATES<sup>2</sup>

Shows how many students living in this Queensland electorate attend schools either located in this electorate, or in another electorate.

ENROLMENTS:	PRIMARY STUDENTS		SECONDARY STUDENTS		ALL STUDENTS	
	NO.	%	NO.	%	NO.	%
INDEPENDENT	585	12.0%	834	21.0%	1,419	16.0%
CATHOLIC	852	17.0%	954	24.0%	1,806	20.0%
STATE	3,490	71.0%	2,175	55.0%	5,665	64.0%
TOTAL	4,927		3,963		8,890	

#### Total Students, by Sector, Living in this Electorate

Independent 1,419  
Catholic 1,806  
State 5,665



#### DATA SOURCE

1 Full-time enrolments based on 2023 Non-Government Schools Census (State) February Collection.

2 Participation rates based on 2021 Census of Population and Housing.

3 AEC Group. (2024). *Economic Significance of Independent Schools to the Queensland Economy, 2024 Update*. Modelling based on school data and ABS and other agency financial year data to produce an indicative annual profile of contributions to the Queensland economy and Gross State Product (GSP) for 2021-22.

NOTE: Some figures have been rounded and percentages may not add up to 100.

### ECONOMIC CONTRIBUTION<sup>3</sup>

#### INDEPENDENT SCHOOLS contribute:

- \$52m in direct and indirect economic activity
- \$36m in wages and salaries
- 360 full-time jobs

#### INDEPENDENT SCHOOLS provide savings to taxpayers and governments of:

- \$15.3m in recurrent savings
- \$1.5m in capital savings from parent contributions.

#### LOCAL MEMBER

Mr Jim Madden MP  
Australian Labor Party