



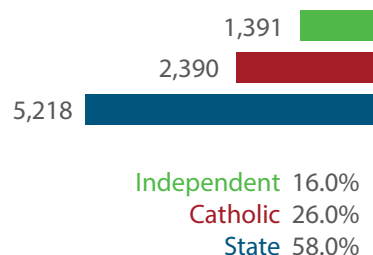
LOCATION OF SCHOOLS¹

Shows how many students attend schools located in this Queensland electorate.

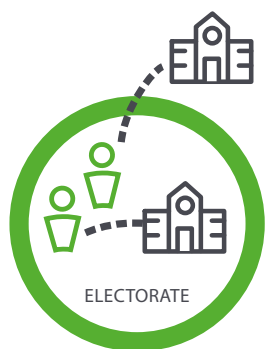
SECTOR	NUMBER			PERCENTAGE		
	P-6	7-12	TOTAL	P-6	7-12	TOTAL
INDEPENDENT	595	796	1,391	15.0%	16.0%	16.0%
CATHOLIC	1,025	1,365	2,390	25.0%	28.0%	26.0%
STATE	2,446	2,772	5,218	60.0%	56.0%	58.0%
TOTAL	4,066	4,933	8,999			

Independent schools and campuses in this electorate

St Andrew's Lutheran College: Combined Primary & Secondary



Total Students, by Sector, Attending Schools Located in this Electorate



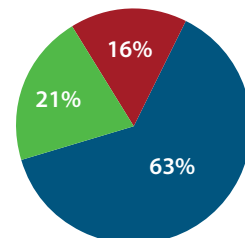
STUDENT PARTICIPATION RATES²

Shows how many students living in this Queensland electorate attend schools either located in this electorate, or in another electorate.

ENROLMENTS:	PRIMARY STUDENTS		SECONDARY STUDENTS		ALL STUDENTS	
	NO.	%	NO.	%	NO.	%
INDEPENDENT	640	17.0%	792	27.0%	1,432	21.0%
CATHOLIC	603	16.0%	481	16.0%	1,084	16.0%
STATE	2,599	67.0%	1,712	57.0%	4,311	63.0%
TOTAL	3,842		2,984		6,827	

Total Students, by Sector, Living in this Electorate

Independent 1,432
Catholic 1,084
State 4,311



DATA SOURCE

1 Full-time enrolments based on 2023 Non-Government Schools Census (State) February Collection.

2 Participation rates based on 2021 Census of Population and Housing.

3 AEC Group. (2024). *Economic Significance of Independent Schools to the Queensland Economy, 2024 Update*. Modelling based on school data and ABS and other agency financial year data to produce an indicative annual profile of contributions to the Queensland economy and Gross State Product (GSP) for 2021-22.

NOTE: Some figures have been rounded and percentages may not add up to 100.

ECONOMIC CONTRIBUTION³

INDEPENDENT SCHOOLS contribute:

- \$47m in direct and indirect economic activity
- \$31m in wages and salaries
- 300 full-time jobs

INDEPENDENT SCHOOLS provide savings to taxpayers and governments of:

- \$12.3m in recurrent savings
- \$4.6m in capital savings from parent contributions.

LOCAL MEMBER

Mr Michael Hart MP
Liberal National Party of Queensland