



LOCATION OF SCHOOLS¹

Shows how many students attend schools located in this Queensland electorate.

SECTOR	NUMBER			PERCENTAGE		
	P-6	7-12	TOTAL	P-6	7-12	TOTAL
INDEPENDENT	585	1,003	1,588	15.0%	31.0%	22.0%
CATHOLIC	373	303	676	10.0%	9.0%	10.0%
STATE	2,957	1,926	4,883	75.0%	60.0%	68.0%
TOTAL	3,915	3,232	7,147			

Independent schools and campuses in this electorate

Bayside Christian College Hervey Bay (Nikenbah):

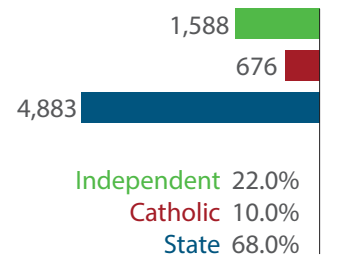
Approved but not open

Carinity Education – Glendyne: Combined Primary & Secondary

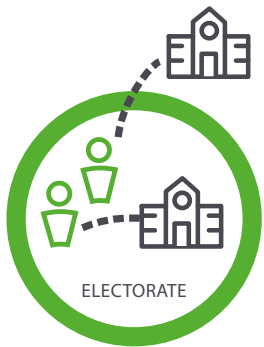
OneSchool Global QLD: Combined Primary & Secondary

Riverside Christian College: Combined Primary & Secondary

Riverside Christian College (Distance): Combined Primary & Secondary



Total Students, by Sector, Attending Schools Located in this Electorate



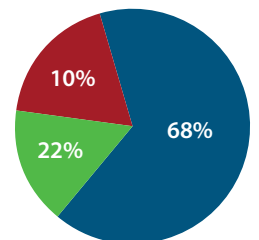
STUDENT PARTICIPATION RATES²

Shows how many students living in this Queensland electorate attend schools either located in this electorate, or in another electorate.

ENROLMENTS:	PRIMARY STUDENTS		SECONDARY STUDENTS		ALL STUDENTS	
	NO.	%	NO.	%	NO.	%
INDEPENDENT	551	15.0%	596	18.0%	1,147	16.0%
CATHOLIC	699	19.0%	563	17.0%	1,262	18.0%
STATE	2,467	66.0%	2,216	65.0%	4,593	64.0%
TOTAL	3,717		3,285		7,002	

Total Students, by Sector, Living in this Electorate

Independent 1,147
Catholic 1,262
State 4,593



DATA SOURCE

1 Full-time enrolments based on 2022 Non-Government Schools Census (State) February Collection.

2 Participation rates based on 2021 Census of Population and Housing.

3 AEC Group. (2024). *Economic Significance of Independent Schools to the Queensland Economy, 2024 Update*.

Modelling based on school data and ABS and other agency financial year data to produce an indicative annual profile of contributions to the Queensland economy and Gross State Product (GSP) for 2021–22.

NOTE: Some figures have been rounded and percentages may not add up to 100.

ECONOMIC CONTRIBUTION³

INDEPENDENT SCHOOLS contribute:

- \$33m in direct and indirect economic activity
- \$23m in wages and salaries
- 236 full-time jobs

INDEPENDENT SCHOOLS provide savings to taxpayers and governments of:

- \$15.3m in recurrent savings
- \$2.9m in capital savings from parent contributions.

LOCAL MEMBER

Mr John Barounis MP
Liberal National Party of Queensland