



### LOCATION OF SCHOOLS<sup>1</sup>

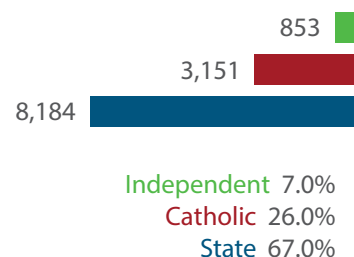
Shows how many students attend schools located in this Queensland electorate.

SECTOR	NUMBER			PERCENTAGE		
	P-6	7-12	TOTAL	P-6	7-12	TOTAL
INDEPENDENT	268	584	<b>853</b>	5.0%	9.0%	<b>7.0%</b>
CATHOLIC	1,614	1,573	<b>3,151</b>	30.0%	22.0%	<b>26.0%</b>
STATE	5,252	5,517	<b>10,769</b>	65.0%	69.0%	<b>67.0%</b>
TOTAL	3,453	4,732	<b>8,185</b>			

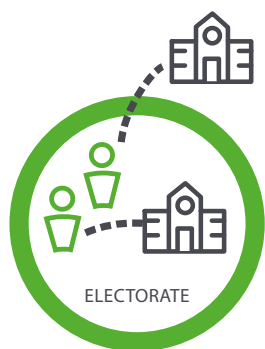
#### Independent schools and campuses in this electorate

**Freshwater Christian College:** Combined Primary & Secondary

**The BUSY School:** Secondary



**Total Students, by Sector, Attending Schools Located in this Electorate**



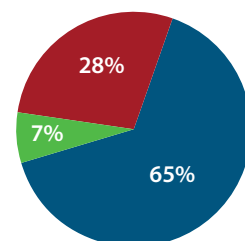
### STUDENT PARTICIPATION RATES<sup>2</sup>

Shows how many students living in this Queensland electorate attend schools either located in this electorate, or in another electorate.

ENROLMENTS:	PRIMARY STUDENTS		SECONDARY STUDENTS		ALL STUDENTS	
	NO.	%	NO.	%	NO.	%
INDEPENDENT	259	7.0%	254	7.0%	513	7.0%
CATHOLIC	1,137	29.0%	970	26.0%	2,107	28.0%
STATE	2,535	64.0%	2,500	67.0%	5,035	65.0%
TOTAL	3,931		3,734		7,655	

#### Total Students, by Sector, Living in this Electorate

Independent 513  
Catholic 2,107  
State 5,035



#### DATA SOURCE

1 Full-time enrolments based on 2023 Non-Government Schools Census (State) February Collection.

2 Participation rates based on 2021 Census of Population and Housing.

3 AEC Group. (2024). *Economic Significance of Independent Schools to the Queensland Economy, 2024 Update*. Modelling based on school data and ABS and other agency financial year data to produce an indicative annual profile of contributions to the Queensland economy and Gross State Product (GSP) for 2021-22.

NOTE: Some figures have been rounded and percentages may not add up to 100.

### ECONOMIC CONTRIBUTION<sup>3</sup>

#### INDEPENDENT SCHOOLS contribute:

- \$18m in direct and indirect economic activity
- \$14m in wages and salaries
- 149 full-time jobs

#### INDEPENDENT SCHOOLS provide savings to taxpayers and governments of:

- \$6.5m in recurrent savings
- \$1.0m in capital savings from parent contributions.

#### LOCAL MEMBER

Mr Michael Healy MP  
Australian Labor Party