



### LOCATION OF SCHOOLS<sup>1</sup>

Shows how many students attend schools located in this Queensland electorate.

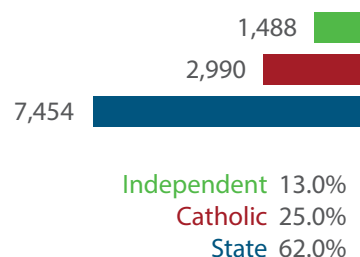
SECTOR	NUMBER			PERCENTAGE		
	P-6	7-12	TOTAL	P-6	7-12	TOTAL
INDEPENDENT	483	1,005	<b>1,488</b>	8.0%	17.0%	<b>13.0%</b>
CATHOLIC	1,074	1,916	<b>2,990</b>	18.0%	31.0%	<b>25.0%</b>
STATE	4,277	3,177	<b>7,454</b>	73.0%	52.0%	<b>62.0%</b>
TOTAL	5,834	6,098	<b>11,932</b>			

#### Independent schools and campuses in this electorate

**Calvary Christian College (Carbrook Campus):** Combined Primary & Secondary

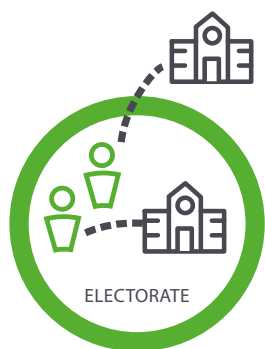
**Carbrook Animal Assisted Learning Centre:** Secondary

**Kimberley College:** Combined Primary & Secondary



**Total Students, by Sector, Attending Schools Located in this Electorate**

Independent 13.0%  
Catholic 25.0%  
State 62.0%



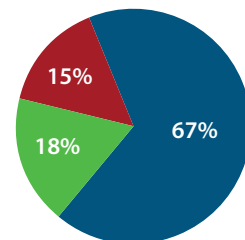
### STUDENT PARTICIPATION RATES<sup>2</sup>

Shows how many students living in this Queensland electorate attend schools either located in this electorate, or in another electorate.

ENROLMENTS:	PRIMARY STUDENTS		SECONDARY STUDENTS		ALL STUDENTS	
	NO.	%	NO.	%	NO.	%
INDEPENDENT	873	17.0%	816	19.0%	1,689	18.0%
CATHOLIC	641	12.0%	768	18.0%	1,409	15.0%
STATE	3,370	71.0%	2,615	63.0%	6,345	67.0%
TOTAL	5,244		4,199		9,443	

#### Total Students, by Sector, Living in this Electorate

Independent 1,689  
Catholic 1,409  
State 6,345



#### DATA SOURCE

1 Full-time enrolments based on 2023 Non-Government Schools Census (State) February Collection.

2 Participation rates based on 2021 Census of Population and Housing.

3 AEC Group. (2024). *Economic Significance of Independent Schools to the Queensland Economy, 2024 Update*.

Modelling based on school data and ABS and other agency financial year data to produce an indicative annual profile of contributions to the Queensland economy and Gross State Product (GSP) for 2021-22.

NOTE: Some figures have been rounded and percentages may not add up to 100.

### ECONOMIC CONTRIBUTION<sup>3</sup>

#### INDEPENDENT SCHOOLS contribute:

- \$23m in direct and indirect economic activity
- \$15m in wages and salaries
- 231 full-time jobs

#### INDEPENDENT SCHOOLS provide savings to taxpayers and governments of:

- \$13.55m in recurrent savings
- \$0.92m in capital savings from parent contributions.

#### LOCAL MEMBER

Mrs Melissa McMahon MP  
Australian Labor Party