



### LOCATION OF SCHOOLS<sup>1</sup>

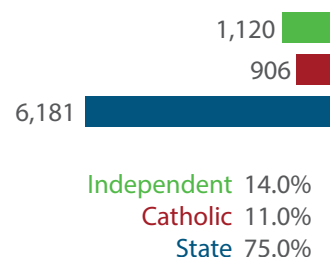
Shows how many students attend schools located in this Queensland electorate.

SECTOR	NUMBER			PERCENTAGE		
	P-6	7-12	TOTAL	P-6	7-12	TOTAL
INDEPENDENT	301	819	<b>1,120</b>	7.0%	22.0%	<b>14.0%</b>
CATHOLIC	524	382	<b>906</b>	12.0%	10.0%	<b>11.0%</b>
STATE	3,722	2,458	<b>6,181</b>	82.0%	67.0%	<b>75.0%</b>
<b>TOTAL</b>	<b>4,547</b>	<b>3,659</b>	<b>8,207</b>			

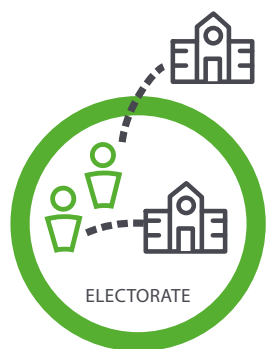
#### Independent schools and campuses in this electorate

**Faith Lutheran College – Plainland:** Secondary

**Peace Lutheran Primary School:** Primary



**Total Students, by Sector, Attending Schools Located in this Electorate**



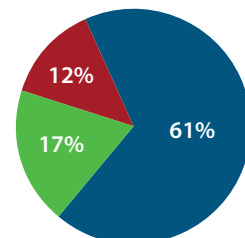
### STUDENT PARTICIPATION RATES<sup>2</sup>

Shows how many students living in this Queensland electorate attend schools either located in this electorate, or in another electorate.

ENROLMENTS:	PRIMARY STUDENTS		SECONDARY STUDENTS		ALL STUDENTS	
	NO.	%	NO.	%	NO.	%
INDEPENDENT	541	12.0%	877	23.0%	1,418	17.0%
CATHOLIC	636	14.0%	405	10.0%	1,041	12.0%
STATE	3,482	72.0%	2,585	67.0%	6,067	61.0%
<b>TOTAL</b>	<b>4,659</b>		<b>3,867</b>		<b>8,526</b>	

#### Total Students, by Sector, Living in this Electorate

Independent 1,418  
Catholic 1,041  
State 6,067



#### DATA SOURCE

1 Full-time enrolments based on 2022 Non-Government Schools Census (State) February Collection.

2 Participation rates based on 2021 Census of Population and Housing.

3 AEC Group. (2024). *Economic Significance of Independent Schools to the Queensland Economy, 2024 Update*.

Modelling based on school data and ABS and other agency financial year data to produce an indicative annual profile of contributions to the Queensland economy and Gross State Product (GSP) for 2021–22.

NOTE: Some figures have been rounded and percentages may not add up to 100.

### ECONOMIC CONTRIBUTION<sup>3</sup>

#### INDEPENDENT SCHOOLS contribute:

- \$24m in direct and indirect economic activity
- \$18m in wages and salaries
- 168 full-time jobs

#### INDEPENDENT SCHOOLS provide savings to taxpayers and governments of:

- \$9.9m in recurrent savings
- \$1.7m in capital savings from parent contributions.

#### LOCAL MEMBER

Mr Jim McDonald MP  
Liberal National Party of Queensland