



LOCATION OF SCHOOLS¹

Shows how many students attend schools located in this Queensland electorate.

SECTOR	NUMBER			PERCENTAGE		
	P-6	7-12	TOTAL	P-6	7-12	TOTAL
INDEPENDENT	580	713	1,293	9.0%	19.0%	12.0%
CATHOLIC	816	1,147	1,963	12.0%	30.0%	18.0%
STATE	5,449	1,949	7,398	80.0%	51.0%	69.0%
TOTAL	6,845	3,809	10,654			

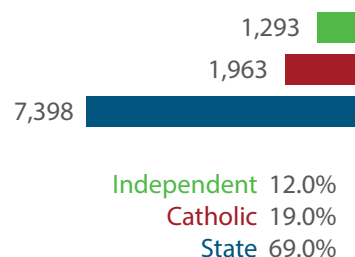
Independent schools and campuses in this electorate

Brisbane Christian College (Fairlie Tce): Combined Primary & Secondary

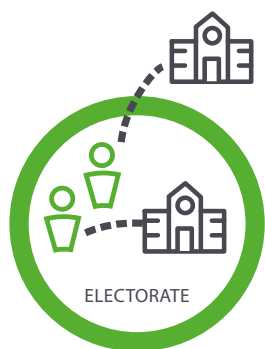
Brisbane Christian College (Golda Ave): Combined Primary & Secondary

Carinity Education – Southside: Secondary

The BUSY School - Salisbury: Secondary



Total Students, by Sector, Attending Schools Located in this Electorate



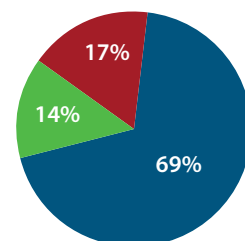
STUDENT PARTICIPATION RATES²

Shows how many students living in this Queensland electorate attend schools either located in this electorate, or in another electorate.

ENROLMENTS:	PRIMARY STUDENTS		SECONDARY STUDENTS		ALL STUDENTS	
	NO.	%	NO.	%	NO.	%
INDEPENDENT	450	11.0%	597	19.0%	1,047	14.0%
CATHOLIC	593	14.0%	630	20.0%	1,223	17.0%
STATE	3,101	75.0%	1,870	61.0%	4,971	69.0%
TOTAL	4,144		3,097		7,241	

Total Students, by Sector, Living in this Electorate

Independent 1,047
Catholic 1,223
State 4,971



DATA SOURCE

1 Full-time enrolments based on 2023 Non-Government Schools Census (State) February Collection.

2 Participation rates based on 2021 Census of Population and Housing.

3 AEC Group. (2024). *Economic Significance of Independent Schools to the Queensland Economy, 2024 Update*.

Modelling based on school data and ABS and other agency financial year data to produce an indicative annual profile of contributions to the Queensland economy and Gross State Product (GSP) for 2021-22.

NOTE: Some figures have been rounded and percentages may not add up to 100.

ECONOMIC CONTRIBUTION³

INDEPENDENT SCHOOLS contribute:

- \$44m in direct and indirect economic activity
- \$31m in wages and salaries
- 323 full-time jobs

INDEPENDENT SCHOOLS provide savings to taxpayers and governments of:

- \$11.1m in recurrent savings
- \$0.6m in capital savings from parent contributions.

LOCAL MEMBER
Mr Peter Russo MP
Australian Labor Party