



LOCATION OF SCHOOLS¹

Shows how many students attend schools located in this Queensland electorate.

SECTOR	NUMBER			PERCENTAGE		
	P-6	7-12	TOTAL	P-6	7-12	TOTAL
INDEPENDENT	941	994	1,934	18.0%	21.0%	19.0%
CATHOLIC	931	865	1,796	18.0%	18.0%	18.0%
STATE	3,426	2,854	6,280	65.0%	61.0%	63.0%
TOTAL	5,298	4,713	10,010			

Independent schools and campuses in this electorate

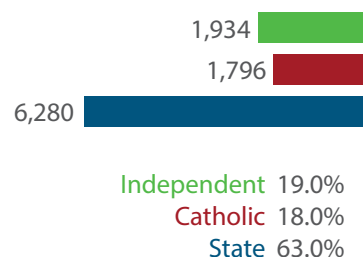
Caloundra Christian College: Combined Primary & Secondary

Caloundra City Private School: Combined Primary & Secondary

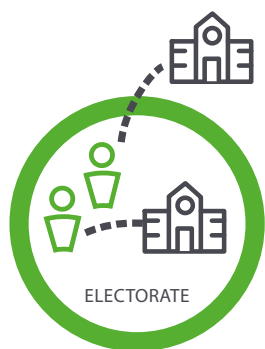
Glasshouse Christian College: Combined Primary & Secondary

Kairos Community College (Caloundra): Approved but not open

My Independent School - Beerwah: Secondary



Total Students, by Sector, Attending Schools Located in this Electorate



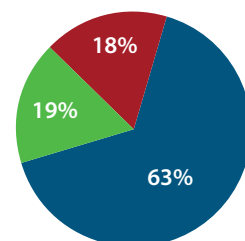
STUDENT PARTICIPATION RATES²

Shows how many students living in this Queensland electorate attend schools either located in this electorate, or in another electorate.

ENROLMENTS:	PRIMARY STUDENTS		SECONDARY STUDENTS		ALL STUDENTS	
	NO.	%	NO.	%	NO.	%
INDEPENDENT	656	15.0%	719	21.0%	1,375	19.0%
CATHOLIC	713	16.0%	644	18.0%	1,357	18.0%
STATE	3,016	69.0%	2,131	61.0%	5,147	63.0%
TOTAL	4,385		3,494		7,879	

Total Students, by Sector, Living in this Electorate

Independent 1,375
Catholic 1,357
State 5,147



DATA SOURCE

1 Full-time enrolments based on 2023 Non-Government Schools Census (State) February Collection.

2 Participation rates based on 2021 Census of Population and Housing.

3 AEC Group. (2024). *Economic Significance of Independent Schools to the Queensland Economy, 2024 Update*. Modelling based on school data and ABS and other agency financial year data to produce an indicative annual profile of contributions to the Queensland economy and Gross State Product (GSP) for 2021-22.

NOTE: Some figures have been rounded and percentages may not add up to 100.

ECONOMIC CONTRIBUTION³

INDEPENDENT SCHOOLS contribute:

- \$52m in direct and indirect economic activity
- \$38m in wages and salaries
- 372 full-time jobs

INDEPENDENT SCHOOLS provide savings to taxpayers and governments of:

- \$16.5m in recurrent savings
- \$1.9m in capital savings from parent contributions.

LOCAL MEMBER

Ms Kendall Morton MP
Liberal National Party of Queensland