



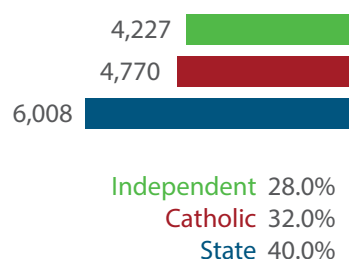
LOCATION OF SCHOOLS¹

Shows how many students attend schools located in this Queensland electorate.

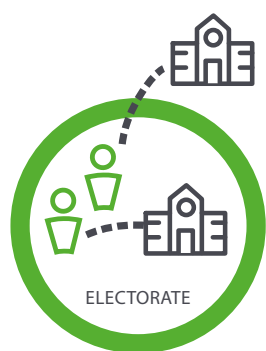
SECTOR	NUMBER			PERCENTAGE		
	P-6	7-12	TOTAL	P-6	7-12	TOTAL
INDEPENDENT	1,398	2,829	4,227	20.0%	35.0%	28.0%
CATHOLIC	2,204	2,566	4,770	31.0%	32.0%	32.0%
STATE	3,414	2,594	6,008	49.0%	33.0%	40.0%
TOTAL	7,016	7,989	15,005			

Independent schools and campuses in this electorate

- Australian Industry Trade College – Toowoomba:** Secondary
- Fairholme College:** Combined Primary & Secondary
- The Glennie School:** Combined Primary & Secondary
- Toowoomba Anglican College:** Combined Primary & Secondary
- Toowoomba Christian College:** Combined Primary & Secondary
- Toowoomba Grammar School:** Combined Primary & Secondary



Total Students, by Sector, Attending Schools Located in this Electorate



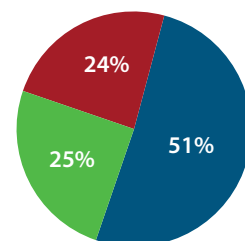
STUDENT PARTICIPATION RATES²

Shows how many students living in this Queensland electorate attend schools either located in this electorate, or in another electorate.

ENROLMENTS:	PRIMARY STUDENTS		SECONDARY STUDENTS		ALL STUDENTS	
	NO.	%	NO.	%	NO.	%
INDEPENDENT	789	18.0%	1,501	33.0%	2,290	25.0%
CATHOLIC	1,060	24.0%	1,120	25.0%	2,180	24.0%
STATE	2,622	58.0%	1,930	42.0%	4,552	51.0%
TOTAL	4,471		4,551		9,022	

Total Students, by Sector, Living in this Electorate

Independent 2,290
Catholic 2,180
State 4,552



DATA SOURCE

1 Full-time enrolments based on 2023 Non-Government Schools Census (State) February Collection.

2 Participation rates based on 2021 Census of Population and Housing.

3 AEC Group. (2024). *Economic Significance of Independent Schools to the Queensland Economy, 2024 Update*.

Modelling based on school data and ABS and other agency financial year data to produce an indicative annual profile of contributions to the Queensland economy and Gross State Product (GSP) for 2021-22.

NOTE: Some figures have been rounded and percentages may not add up to 100.

ECONOMIC CONTRIBUTION³

INDEPENDENT SCHOOLS contribute:

- \$103m in direct and indirect economic activity
- \$93m in wages and salaries
- 742 full-time jobs

INDEPENDENT SCHOOLS provide savings to taxpayers and governments of:

- \$38.5m in recurrent savings
- \$5.7m in capital savings from parent contributions.

LOCAL MEMBER

Mr Trevor Watts MP
Liberal National Party of Queensland