



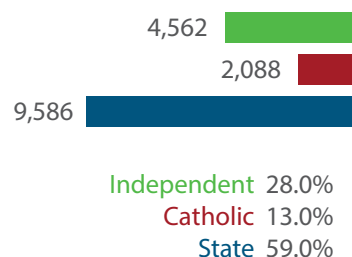
### LOCATION OF SCHOOLS<sup>1</sup>

Shows how many students attend schools located in this Queensland electorate.

SECTOR	NUMBER			PERCENTAGE		
	P-6	7-12	TOTAL	P-6	7-12	TOTAL
INDEPENDENT	1,996	2,566	<b>4,562</b>	22.0%	35.0%	<b>28.0%</b>
CATHOLIC	1,069	1,019	<b>2,088</b>	12.0%	14.0%	<b>13.0%</b>
STATE	5,892	3,694	<b>9,586</b>	66.0%	51.0%	<b>59.0%</b>
TOTAL	8,957	7,279	<b>16,236</b>			

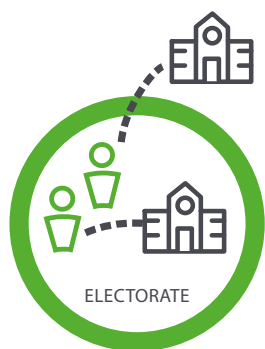
### Independent schools and campuses in this electorate

- Grace Lutheran College:** Secondary
- Living Faith Lutheran Primary School:** Primary
- Mueller College:** Combined Primary & Secondary
- Northpine Christian College:** Combined Primary & Secondary
- YMCA Vocational School – Moreton Bay (Mango Hill):** Secondary
- YMCA Vocational School (Mango Hill):** Approved but not open



**Total Students, by Sector, Attending Schools Located in this Electorate**

Independent 28.0%  
Catholic 13.0%  
State 59.0%



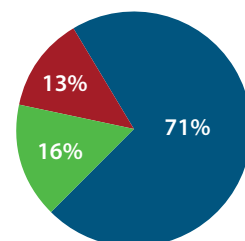
### STUDENT PARTICIPATION RATES<sup>2</sup>

Shows how many students living in this Queensland electorate attend schools either located in this electorate, or in another electorate.

ENROLMENTS:	PRIMARY STUDENTS		SECONDARY STUDENTS		ALL STUDENTS	
	NO.	%	NO.	%	NO.	%
INDEPENDENT	955	14.0%	923	19.0%	1,878	16.0%
CATHOLIC	813	12.0%	629	14.0%	1,505	13.0%
STATE	5,192	74.0%	3,344	67.0%	8,536	71.0%
TOTAL	6,960		4,959		11,919	

### Total Students, by Sector, Living in this Electorate

Independent 1,878  
Catholic 1,505  
State 8,536



#### DATA SOURCE

1 Full-time enrolments based on 2023 Non-Government Schools Census (State) February Collection.

2 Participation rates based on 2021 Census of Population and Housing.

3 AEC Group. (2024). *Economic Significance of Independent Schools to the Queensland Economy, 2024 Update*.

Modelling based on school data and ABS and other agency financial year data to produce an indicative annual profile of contributions to the Queensland economy and Gross State Product (GSP) for 2021–22.

NOTE: Some figures have been rounded and percentages may not add up to 100.

### ECONOMIC CONTRIBUTION<sup>3</sup>

#### INDEPENDENT SCHOOLS contribute:

- \$149m in direct and indirect economic activity
- \$99m in wages and salaries
- 922 full-time jobs

#### INDEPENDENT SCHOOLS provide savings to taxpayers and governments of:

- \$44.8m in recurrent savings
- \$3.3m in capital savings from parent contributions.

#### LOCAL MEMBER

Hon Dr Steven Miles MP  
Australian Labor Party