



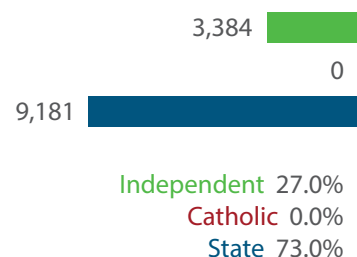
### LOCATION OF SCHOOLS<sup>1</sup>

Shows how many students attend schools located in this Queensland electorate.

SECTOR	NUMBER			PERCENTAGE		
	P-6	7-12	TOTAL	P-6	7-12	TOTAL
INDEPENDENT	1,416	1,968	<b>3,384</b>	36.0%	23.0%	<b>27.0%</b>
CATHOLIC	0	0	<b>0</b>	0.0%	0.0%	<b>0.0%</b>
STATE	2,569	6,612	<b>9,181</b>	65.0%	77.0%	<b>73.0%</b>
TOTAL	3,985	8,580	<b>12,565</b>			

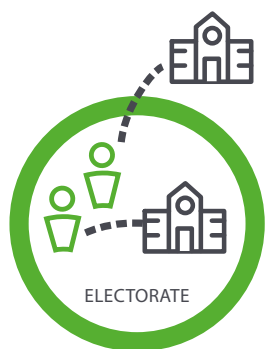
#### Independent schools and campuses in this electorate

- Bethania Lutheran Primary School:** Primary
- Canterbury College:** Combined Primary & Secondary
- Faith Christian School of Distance Education:** Combined Primary & Secondary
- YMCA Vocational School - Logan (Mary St):** Secondary



**Total Students, by Sector, Attending Schools Located in this Electorate**

Independent 27.0%  
Catholic 0.0%  
State 73.0%



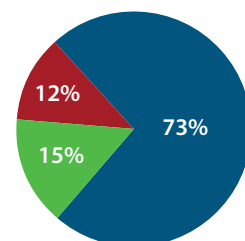
### STUDENT PARTICIPATION RATES<sup>2</sup>

Shows how many students living in this Queensland electorate attend schools either located in this electorate, or in another electorate.

ENROLMENTS:	PRIMARY STUDENTS		SECONDARY STUDENTS		ALL STUDENTS	
	NO.	%	NO.	%	NO.	%
INDEPENDENT	821	15.0%	660	16.0%	1,481	15.0%
CATHOLIC	687	12.0%	491	12.0%	1,178	12.0%
STATE	4,003	73.0%	3,049	72.0%	7,052	73.0%
TOTAL	5,511		4,200		9,711	

#### Total Students, by Sector, Living in this Electorate

Independent 1,481  
Catholic 1,178  
State 7,052



#### DATA SOURCE

1 Full-time enrolments based on 2023 Non-Government Schools Census (State) February Collection.

2 Participation rates based on 2021 Census of Population and Housing.

3 AEC Group. (2024). *Economic Significance of Independent Schools to the Queensland Economy, 2024 Update*.

Modelling based on school data and ABS and other agency financial year data to produce an indicative annual profile of contributions to the Queensland economy and Gross State Product (GSP) for 2021-22.

NOTE: Some figures have been rounded and percentages may not add up to 100.

### ECONOMIC CONTRIBUTION<sup>3</sup>

#### INDEPENDENT SCHOOLS contribute:

- \$85m in direct and indirect economic activity
- \$74m in wages and salaries
- 664 full-time jobs

#### INDEPENDENT SCHOOLS provide savings to taxpayers and governments of:

- \$18.1m in recurrent savings
- \$3.0m in capital savings from parent contributions.

#### LOCAL MEMBER

Hon Shannon Fentiman MP  
Australian Labor Party