



LOCATION OF SCHOOLS¹

Shows how many students attend schools located in this Queensland electorate.

SECTOR	NUMBER			PERCENTAGE		
	P-6	7-12	TOTAL	P-6	7-12	TOTAL
INDEPENDENT	1,717	2,915	4,632	29.0%	40.0%	35.0%
CATHOLIC	1,249	825	2,074	21.0%	11.0%	16.0%
STATE	2,929	3,611	6,540	50.0%	49.0%	49.0%
TOTAL	5,895	7,351	13,246			

Independent schools and campuses in this electorate

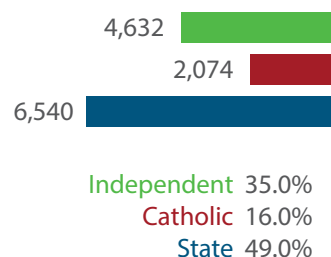
Men of Business Academy: Secondary

St Hilda's School: Combined Primary & Secondary

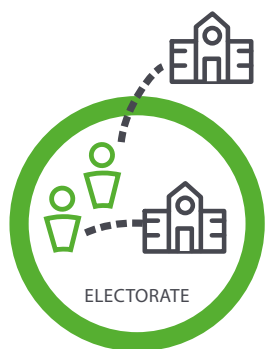
The Southport School: Combined Primary & Secondary

Trinity Lutheran College (Ashmore Rd Campus):
Combined Primary & Secondary

Trinity Lutheran College (Cotlew St Campus): Primary



Total Students, by Sector, Attending Schools Located in this Electorate



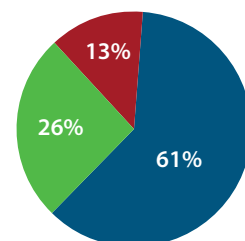
STUDENT PARTICIPATION RATES²

Shows how many students living in this Queensland electorate attend schools either located in this electorate, or in another electorate.

ENROLMENTS:	PRIMARY STUDENTS		SECONDARY STUDENTS		ALL STUDENTS	
	NO.	%	NO.	%	NO.	%
INDEPENDENT	648	18.0%	1,247	34.0%	1,895	26.0%
CATHOLIC	579	16.0%	366	10.0%	945	13.0%
STATE	2,300	66.0%	2,015	56.0%	4,315	61.0%
TOTAL	3,527		3,628		7,155	

Total Students, by Sector, Living in this Electorate

Independent 1,895
Catholic 945
State 4,315



DATA SOURCE

1 Full-time enrolments based on 2023 Non-Government Schools Census (State) February Collection.

2 Participation rates based on 2021 Census of Population and Housing.

3 AEC Group. (2024). *Economic Significance of Independent Schools to the Queensland Economy, 2024 Update*.

Modelling based on school data and ABS and other agency financial year data to produce an indicative annual profile of contributions to the Queensland economy and Gross State Product (GSP) for 2021-22.

NOTE: Some figures have been rounded and percentages may not add up to 100.

ECONOMIC CONTRIBUTION³

INDEPENDENT SCHOOLS contribute:

- \$163m in direct and indirect economic activity
- \$123m in wages and salaries
- 1,094 full-time jobs

INDEPENDENT SCHOOLS provide savings to taxpayers and governments of:

- \$38.3m in recurrent savings
- \$12.9m in capital savings from parent contributions.

LOCAL MEMBER

Mr Rob Molhoek MP
Liberal National Party of Queensland