



### LOCATION OF SCHOOLS<sup>1</sup>

Shows how many students attend schools located in this Queensland electorate.

SECTOR	NUMBER			PERCENTAGE		
	P-6	7-12	TOTAL	P-6	7-12	TOTAL
INDEPENDENT	3,354	2,937	<b>6,291</b>	28.0%	35.0%	<b>31.0%</b>
CATHOLIC	1,508	1,529	<b>3,037</b>	13.0%	18.0%	<b>15.0%</b>
STATE	7,132	3,976	<b>11,108</b>	60.0%	47.0%	<b>54.0%</b>
TOTAL	11,994	8,442	<b>20,437</b>			

### Independent schools and campuses in this electorate

**Coomera Anglican College:** Combined Primary & Secondary

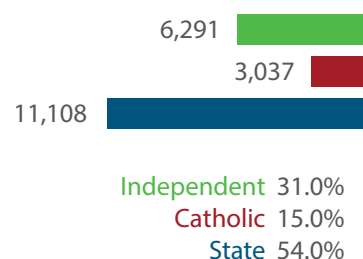
**King's Christian College:** Combined Primary & Secondary

**Livingstone Christian College:** Combined Primary & Secondary

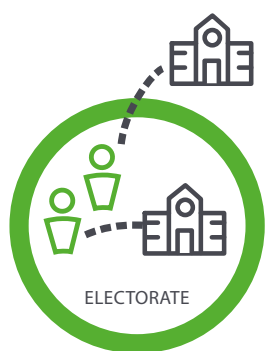
**Lutheran Ormeau Rivers District School:** Combined Primary & Secondary

**Rivermount College:** Combined Primary & Secondary

**Toogoolawa School:** Combined Primary & Secondary



**Total Students, by Sector, Attending Schools Located in this Electorate**



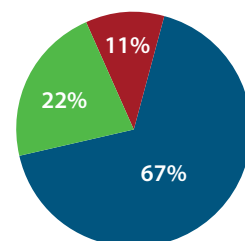
### STUDENT PARTICIPATION RATES<sup>2</sup>

Shows how many students living in this Queensland electorate attend schools either located in this electorate, or in another electorate.

ENROLMENTS: SECTOR	PRIMARY STUDENTS		SECONDARY STUDENTS		ALL STUDENTS	
	NO.	%	NO.	%	NO.	%
INDEPENDENT	1,931	20.0%	1,697	25.0%	3,628	22.0%
CATHOLIC	1,021	11.0%	794	12.0%	1,815	11.0%
STATE	6,485	67.0%	4,832	63.0%	10,867	67.0%
TOTAL	9,437		6,873		16,310	

### Total Students, by Sector, Living in this Electorate

Independent 3,628  
Catholic 1,815  
State 10,867



#### DATA SOURCE

1 Full-time enrolments based on 2023 Non-Government Schools Census (State) February Collection.

2 Participation rates based on 2021 Census of Population and Housing.

3 AEC Group. (2024). *Economic Significance of Independent Schools to the Queensland Economy, 2024 Update*. Modelling based on school data and ABS and other agency financial year data to produce an indicative annual profile of contributions to the Queensland economy and Gross State Product (GSP) for 2021-22.

NOTE: Some figures have been rounded and percentages may not add up to 100.

### ECONOMIC CONTRIBUTION<sup>3</sup>

#### INDEPENDENT SCHOOLS contribute:

- \$131m in direct and indirect economic activity
- \$90m in wages and salaries
- 1,006 full-time jobs

#### INDEPENDENT SCHOOLS provide savings to taxpayers and governments of:

- \$52.1m in recurrent savings
- \$8.4m in capital savings from parent contributions.

#### LOCAL MEMBER

Mr Michael Crandon MP  
Liberal National Party of Queensland