



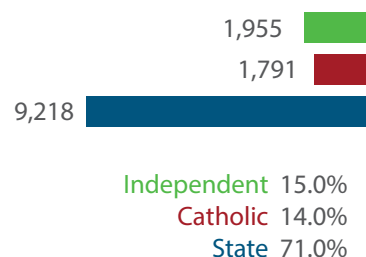
LOCATION OF SCHOOLS¹

Shows how many students attend schools located in this Queensland electorate.

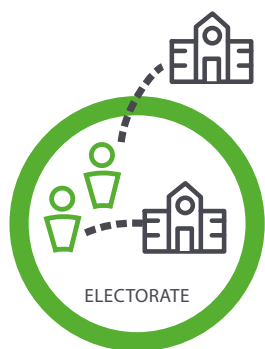
SECTOR	NUMBER			PERCENTAGE		
	P-6	7-12	TOTAL	P-6	7-12	TOTAL
INDEPENDENT	933	1,022	1,955	14.0%	16.0%	15.0%
CATHOLIC	637	1,154	1,791	10.0%	18.0%	14.0%
STATE	4,913	4,305	9,218	76.0%	66.0%	71.0%
TOTAL	6,484	6,481	12,964			

Independent schools and campuses in this electorate

- Alta-1 College:** Secondary
- Alta-1 College (Distance):** Secondary
- Carmichael College:** Combined Primary & Secondary
- Grace Lutheran College:** Secondary
- Horizons College of Learning and Enrichment:** Secondary
- St Paul's Lutheran Primary School:** Primary



Total Students, by Sector, Attending Schools Located in this Electorate



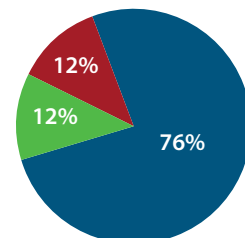
STUDENT PARTICIPATION RATES²

Shows how many students living in this Queensland electorate attend schools either located in this electorate, or in another electorate.

ENROLMENTS:	PRIMARY STUDENTS		SECONDARY STUDENTS		ALL STUDENTS	
	NO.	%	NO.	%	NO.	%
INDEPENDENT	599	11.0%	484	12.0%	1,083	12.0%
CATHOLIC	581	11.0%	518	13.0%	1,099	12.0%
STATE	4,094	78.0%	3,048	75.0%	7,142	76.0%
TOTAL	5,274		4,050		9,324	

Total Students, by Sector, Living in this Electorate

Independent 1,083
Catholic 1,099
State 7,142



DATA SOURCE

1 Full-time enrolments based on 2023 Non-Government Schools Census (State) February Collection.

2 Participation rates based on 2021 Census of Population and Housing.

3 AEC Group. (2024). *Economic Significance of Independent Schools to the Queensland Economy, 2024 Update*.

Modelling based on school data and ABS and other agency financial year data to produce an indicative annual profile of contributions to the Queensland economy and Gross State Product (GSP) for 2021-22.

NOTE: Some figures have been rounded and percentages may not add up to 100.

ECONOMIC CONTRIBUTION³

INDEPENDENT SCHOOLS contribute:

- \$37m in direct and indirect economic activity
- \$25m in wages and salaries
- 322 full-time jobs

INDEPENDENT SCHOOLS provide savings to taxpayers and governments of:

- \$13.3m in recurrent savings
- \$2.9m in capital savings from parent contributions.

LOCAL MEMBER
Hon Mark Ryan MP
Australian Labor Party