



LOCATION OF SCHOOLS¹

Shows how many students attend schools located in this Queensland electorate.

SECTOR	NUMBER			PERCENTAGE		
	P-6	7-12	TOTAL	P-6	7-12	TOTAL
INDEPENDENT	1,270	1,826	3,096	22.0%	24.0%	23.0%
CATHOLIC	1,703	2,785	4,488	30.0%	37.0%	34.0%
STATE	2,788	2,972	5,760	48.0%	39.0%	43.0%
TOTAL	5,761	7,583	13,344			

Independent schools and campuses in this electorate

Heights College: Combined Primary & Secondary

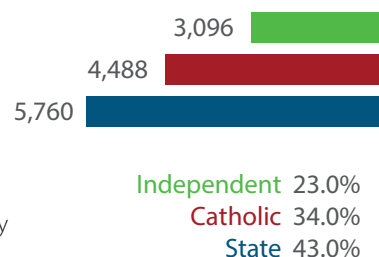
Kingsley College: Combined Primary & Secondary

Kingsley College (Distance): Combined Primary & Secondary

Rockhampton Girls Grammar School: Combined Primary & Secondary

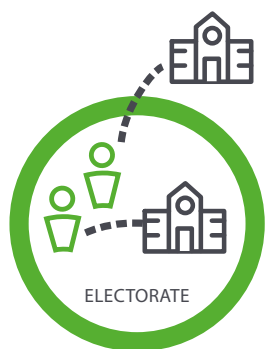
The Rockhampton Grammar School (Agnes St): Combined Primary & Secondary

The Rockhampton Grammar School (Quarry St): Secondary



Total Students, by Sector, Attending Schools Located in this Electorate

Independent 23.0%
Catholic 34.0%
State 43.0%



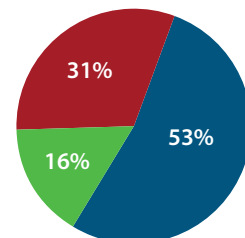
STUDENT PARTICIPATION RATES²

Shows how many students living in this Queensland electorate attend schools either located in this electorate, or in another electorate.

ENROLMENTS:	PRIMARY STUDENTS		SECONDARY STUDENTS		ALL STUDENTS	
	NO.	%	NO.	%	NO.	%
INDEPENDENT	600	13.0%	787	19.0%	1,387	16.0%
CATHOLIC	1,357	29.0%	1,357	33.0%	2,710	31.0%
STATE	2,730	58.0%	1,939	48.0%	4,669	53.0%
TOTAL	4,683		4,083		8,766	

Total Students, by Sector, Living in this Electorate

Independent 1,387
Catholic 2,710
State 4,669



DATA SOURCE

1 Full-time enrolments based on 2023 Non-Government Schools Census (State) February Collection.

2 Participation rates based on 2021 Census of Population and Housing.

3 AEC Group. (2024). *Economic Significance of Independent Schools to the Queensland Economy, 2024 Update*.

Modelling based on school data and ABS and other agency financial year data to produce an indicative annual profile of contributions to the Queensland economy and Gross State Product (GSP) for 2021-22.

NOTE: Some figures have been rounded and percentages may not add up to 100.

ECONOMIC CONTRIBUTION³

INDEPENDENT SCHOOLS contribute:

- \$66m in direct and indirect economic activity
- \$57m in wages and salaries
- 492 full-time jobs

INDEPENDENT SCHOOLS provide savings to taxpayers and governments of:

- \$25.7m in recurrent savings
- \$4.4m in capital savings from parent contributions.

LOCAL MEMBER
Mr Barry O'Rourke MP
Australian Labor Party