



LOCATION OF SCHOOLS¹

Shows how many students attend schools located in this Queensland electorate.

SECTOR	NUMBER			PERCENTAGE		
	P-6	7-12	TOTAL	P-6	7-12	TOTAL
INDEPENDENT	1,363	1,327	2,690	34.0%	54.0%	42.0%
CATHOLIC	0	0	0	0.0%	0.0%	0.0%
STATE	2,646	1,254	3,800	66.0%	47.0%	59.0%
TOTAL	4,009	2,481	6,490			

Independent schools and campuses in this electorate

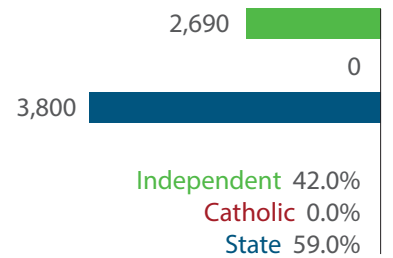
Australian Christian College: Combined Primary & Secondary

Australian Christian College (Distance): Combined Primary & Secondary

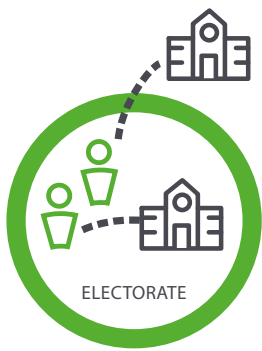
Birali Steiner School: Combined Primary & Secondary

Caboolture Montessori School: Primary

St Michael's College: Primary



Total Students, by Sector, Attending Schools Located in this Electorate



STUDENT PARTICIPATION RATES²

Shows how many students living in this Queensland electorate attend schools either located in this electorate, or in another electorate.

ENROLMENTS:	PRIMARY STUDENTS		SECONDARY STUDENTS		ALL STUDENTS	
	NO.	%	NO.	%	NO.	%
INDEPENDENT	503	15.0%	426	14.0%	929	15.0%
CATHOLIC	296	9.0%	461	16.0%	757	12.0%
STATE	2,626	76.0%	2,054	70.0%	4,680	73.0%
TOTAL	3,425		2,941		6,366	

DATA SOURCE

1 Full-time enrolments based on 2023 Non-Government Schools Census (State) February Collection.

2 Participation rates based on 2021 Census of Population and Housing.

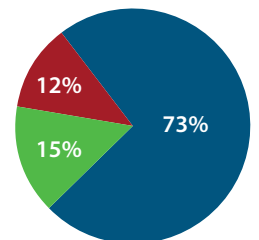
3 AEC Group. (2024). *Economic Significance of Independent Schools to the Queensland Economy, 2024 Update*.

Modelling based on school data and ABS and other agency financial year data to produce an indicative annual profile of contributions to the Queensland economy and Gross State Product (GSP) for 2021-22.

NOTE: Some figures have been rounded and percentages may not add up to 100.

Total Students, by Sector, Living in this Electorate

Independent 929
Catholic 757
State 4,680



ECONOMIC CONTRIBUTION³

INDEPENDENT SCHOOLS contribute:

- \$53m in direct and indirect economic activity
- \$38m in wages and salaries
- 379 full-time jobs

INDEPENDENT SCHOOLS provide savings to taxpayers and governments of:

- \$20.4m in recurrent savings
- \$3.7m in capital savings from parent contributions.

LOCAL MEMBER

Ms Ali King MP
Australian Labor Party