



LOCATION OF SCHOOLS¹

Shows how many students attend schools located in this Queensland electorate.

SECTOR	NUMBER			PERCENTAGE		
	P-6	7-12	TOTAL	P-6	7-12	TOTAL
INDEPENDENT	932	1,122	2,054	12.0%	15.0%	13.0%
CATHOLIC	889	1,122	2,011	11.0%	15.0%	13.0%
STATE	6,085	5,377	11,463	77.0%	71.0%	74.0%
TOTAL	7,567	6,849	14,416			

Independent schools and campuses in this electorate

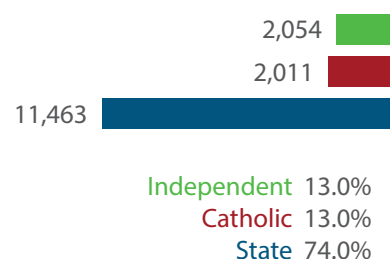
Staines Memorial College: Combined Primary & Secondary

Westside Christian College (Alice Street Campus): Primary

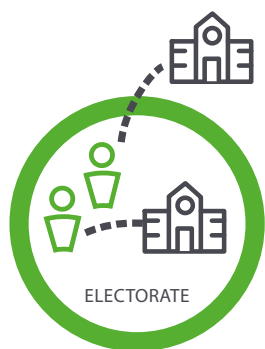
Westside Christian College (Stuart Street Campus): Secondary

YMCA Vocational School – Ipswich: Secondary

YOS Lawnton (Goodna Campus): Secondary



Total Students, by Sector, Attending Schools Located in this Electorate



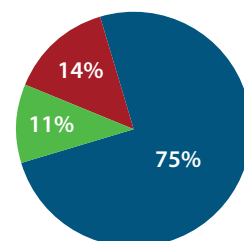
STUDENT PARTICIPATION RATES²

Shows how many students living in this Queensland electorate attend schools either located in this electorate, or in another electorate.

ENROLMENTS:	PRIMARY STUDENTS		SECONDARY STUDENTS		ALL STUDENTS	
	NO.	%	NO.	%	NO.	%
INDEPENDENT	802	10.0%	636	12.0%	1,438	11.0%
CATHOLIC	1,003	13.0%	771	14.0%	1,774	14.0%
STATE	5,926	77.0%	3,947	74.0%	9,873	75.0%
TOTAL	7,731		5,534		13,085	

Total Students, by Sector, Living in this Electorate

Independent 1,438
Catholic 1,774
State 9,873



DATA SOURCE

1 Full-time enrolments based on 2023 Non-Government Schools Census (State) February Collection.

2 Participation rates based on 2021 Census of Population and Housing.

3 AEC Group. (2024). *Economic Significance of Independent Schools to the Queensland Economy, 2024 Update*. Modelling based on school data and ABS and other agency financial year data to produce an indicative annual profile of contributions to the Queensland economy and Gross State Product (GSP) for 2021–22.

NOTE: Some figures have been rounded and percentages may not add up to 100.

ECONOMIC CONTRIBUTION³

INDEPENDENT SCHOOLS contribute:

- \$64m in direct and indirect economic activity
- \$41m in wages and salaries
- 430 full-time jobs

INDEPENDENT SCHOOLS provide savings to taxpayers and governments of:

- \$17.1m in recurrent savings
- \$4.0m in capital savings from parent contributions.

LOCAL MEMBER

Mr Lance McCallum MP
Australian Labor Party