



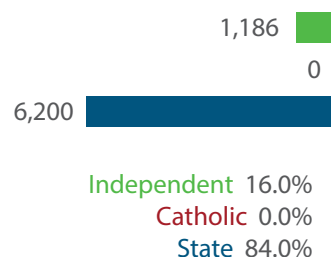
LOCATION OF SCHOOLS¹

Shows how many students attend schools located in this Queensland electorate.

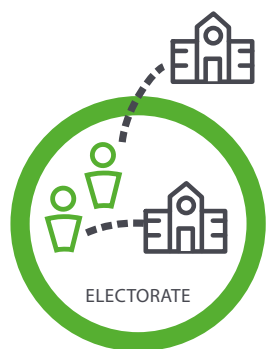
SECTOR	NUMBER			PERCENTAGE		
	P-6	7-12	TOTAL	P-6	7-12	TOTAL
INDEPENDENT	496	690	1,186	13.0%	20.0%	16.0%
CATHOLIC	0	0	0	0.0%	0.0%	0.0%
STATE	3,432	2,767	6,200	87.0%	80.0%	84.0%
TOTAL	3,928	3,457	7,386			

Independent schools and campuses in this electorate

Pacific Lutheran College: Combined Primary & Secondary



Total Students, by Sector, Attending Schools Located in this Electorate



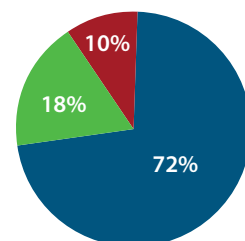
STUDENT PARTICIPATION RATES²

Shows how many students living in this Queensland electorate attend schools either located in this electorate, or in another electorate.

ENROLMENTS:	PRIMARY STUDENTS		SECONDARY STUDENTS		ALL STUDENTS	
	NO.	%	NO.	%	NO.	%
INDEPENDENT	628	15.0%	787	21.0%	1,415	18.0%
CATHOLIC	396	9.0%	393	10.0%	789	10.0%
STATE	3,173	73.0%	2,584	72.0%	5,757	72.0%
TOTAL	4,197		3,764		7,961	

Total Students, by Sector, Living in this Electorate

Independent 1,415
Catholic 789
State 5,757



DATA SOURCE

1 Full-time enrolments based on 2023 Non-Government Schools Census (State) February Collection.

2 Participation rates based on 2021 Census of Population and Housing.

3 AEC Group. (2024). *Economic Significance of Independent Schools to the Queensland Economy, 2024 Update*. Modelling based on school data and ABS and other agency financial year data to produce an indicative annual profile of contributions to the Queensland economy and Gross State Product (GSP) for 2021-22.

NOTE: Some figures have been rounded and percentages may not add up to 100.

ECONOMIC CONTRIBUTION³

INDEPENDENT SCHOOLS contribute:

- \$33m in direct and indirect economic activity
- \$24m in wages and salaries
- 226 full-time jobs

INDEPENDENT SCHOOLS provide savings to taxpayers and governments of:

- \$9.9m in recurrent savings
- \$1.5m in capital savings from parent contributions.

LOCAL MEMBER

Mr Jarrod Bleijie MP
Liberal National Party of Queensland