



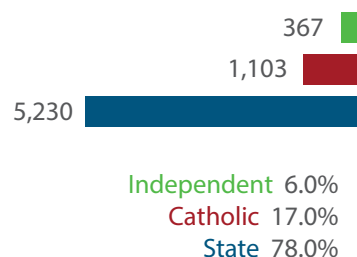
LOCATION OF SCHOOLS¹

Shows how many students attend schools located in this Queensland electorate.

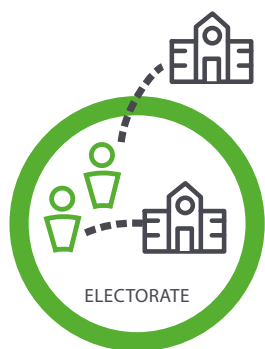
SECTOR	NUMBER			PERCENTAGE		
	P-6	7-12	TOTAL	P-6	7-12	TOTAL
INDEPENDENT	226	141	367	6.0%	5.0%	6.0%
CATHOLIC	732	371	1,103	19.0%	13.0%	17.0%
STATE	2,899	2,331	5,230	75.0%	82.0%	78.0%
TOTAL	3,857	2,843	6,700			

Independent schools and campuses in this electorate

Whitsunday Christian College: Combined Primary & Secondary



Total Students, by Sector, Attending Schools Located in this Electorate



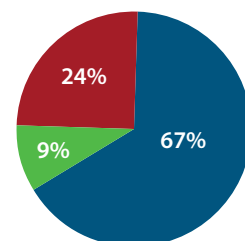
STUDENT PARTICIPATION RATES²

Shows how many students living in this Queensland electorate attend schools either located in this electorate, or in another electorate.

ENROLMENTS:	PRIMARY STUDENTS		SECONDARY STUDENTS		ALL STUDENTS	
	NO.	%	NO.	%	NO.	%
INDEPENDENT	424	9.0%	365	10.0%	789	9.0%
CATHOLIC	1,090	23.0%	962	25.0%	2,052	24.0%
STATE	3,159	68.0%	2,506	65.0%	5,665	67.0%
TOTAL	4,673		3,833		8,506	

Total Students, by Sector, Living in this Electorate

Independent 789
Catholic 2,052
State 5,665



DATA SOURCE

1 Full-time enrolments based on 2023 Non-Government Schools Census (State) February Collection.

2 Participation rates based on 2021 Census of Population and Housing.

3 AEC Group. (2024). *Economic Significance of Independent Schools to the Queensland Economy, 2024 Update*.

Modelling based on school data and ABS and other agency financial year data to produce an indicative annual profile of contributions to the Queensland economy and Gross State Product (GSP) for 2021-22.

NOTE: Some figures have been rounded and percentages may not add up to 100.

ECONOMIC CONTRIBUTION³

INDEPENDENT SCHOOLS contribute:

- \$10m in direct and indirect economic activity
- \$6m in wages and salaries
- 60 full-time jobs

INDEPENDENT SCHOOLS provide savings to taxpayers and governments of:

- \$3.0m in recurrent savings
- \$0.5m in capital savings from parent contributions.

LOCAL MEMBER
Ms Amanda Camm MP
Liberal National Party
of Queensland