



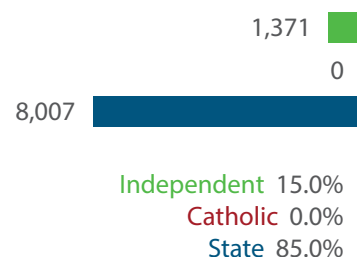
LOCATION OF SCHOOLS¹

Shows how many students attend schools located in this Queensland electorate.

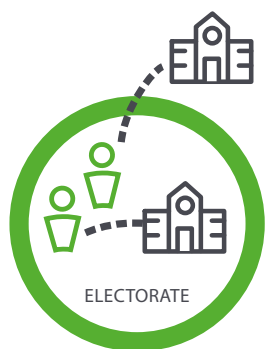
| SECTOR | NUMBER | | | PERCENTAGE | | |
|-------------|--------|-------|--------------|------------|-------|--------------|
| | P-6 | 7-12 | TOTAL | P-6 | 7-12 | TOTAL |
| INDEPENDENT | 660 | 711 | 1,371 | 12.0% | 19.0% | 15.0% |
| CATHOLIC | 0 | 0 | 0 | 0.0% | 0.0% | 0.0% |
| STATE | 4,928 | 3,079 | 8,007 | 88.0% | 81.0% | 85.0% |
| TOTAL | 5,588 | 3,790 | 9,378 | | | |

Independent schools and campuses in this electorate

Saint Stephen's College: Combined Primary & Secondary



Total Students, by Sector, Attending Schools Located in this Electorate



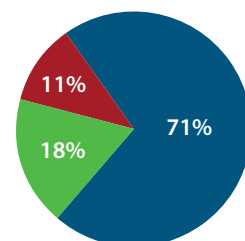
STUDENT PARTICIPATION RATES²

Shows how many students living in this Queensland electorate attend schools either located in this electorate, or in another electorate.

| ENROLMENTS: | PRIMARY STUDENTS | | SECONDARY STUDENTS | | ALL STUDENTS | |
|-------------|------------------|-------|--------------------|-------|--------------|-------|
| | NO. | % | NO. | % | NO. | % |
| INDEPENDENT | 975 | 16.0% | 1,015 | 21.0% | 1,990 | 18.0% |
| CATHOLIC | 738 | 12.0% | 506 | 10.0% | 1,244 | 11.0% |
| STATE | 4,291 | 72.0% | 3,374 | 69.0% | 7,665 | 71.0% |
| TOTAL | 6,004 | | 4,895 | | 10,899 | |

Total Students, by Sector, Living in this Electorate

Independent 1,990
Catholic 1,244
State 7,665



DATA SOURCE

1 Full-time enrolments based on 2023 Non-Government Schools Census (State) February Collection.

2 Participation rates based on 2021 Census of Population and Housing.

3 AEC Group. (2024). *Economic Significance of Independent Schools to the Queensland Economy, 2024 Update*.

Modelling based on school data and ABS and other agency financial year data to produce an indicative annual profile of contributions to the Queensland economy and Gross State Product (GSP) for 2021-22.

NOTE: Some figures have been rounded and percentages may not add up to 100.

ECONOMIC CONTRIBUTION³

INDEPENDENT SCHOOLS contribute:

- \$41m in direct and indirect economic activity
- \$29m in wages and salaries
- 286 full-time jobs

INDEPENDENT SCHOOLS provide savings to taxpayers and governments of:

- \$11.0m in recurrent savings
- \$1.7m in capital savings from parent contributions.

LOCAL MEMBER

Mr Mark Boothman MP
Liberal National Party of Queensland