



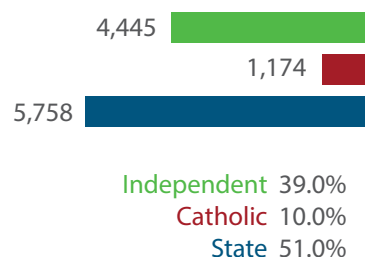
LOCATION OF SCHOOLS¹

Shows how many students attend schools located in this Queensland electorate.

SECTOR	NUMBER			PERCENTAGE		
	P-6	7-12	TOTAL	P-6	7-12	TOTAL
INDEPENDENT	2,164	2,281	4,445	31.0%	51.0%	39.0%
CATHOLIC	519	655	1,174	7.0%	15.0%	10.0%
STATE	4,307	1,506	5,813	62.0%	34.0%	51.0%
TOTAL	6,990	4,442	11,432			

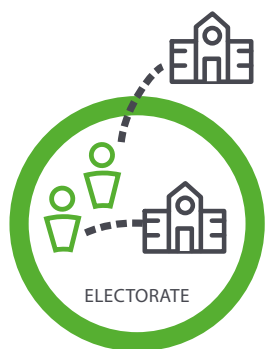
Independent schools and campuses in this electorate

- Coolum Beach Christian College:** Combined Primary & Secondary
- Montessori International College:** Combined Primary & Secondary
- Noosa Pengari Steiner School:** Combined Primary & Secondary
- Peregian Beach Community College:** Combined Primary & Secondary
- St Andrew's Anglican College:** Combined Primary & Secondary
- Sunshine Coast Grammar School:** Combined Primary & Secondary



Total Students, by Sector, Attending Schools Located in this Electorate

Independent 39.0%
Catholic 10.0%
State 51.0%



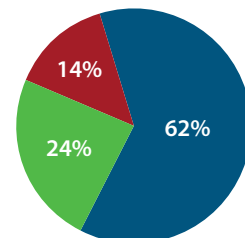
STUDENT PARTICIPATION RATES²

Shows how many students living in this Queensland electorate attend schools either located in this electorate, or in another electorate.

ENROLMENTS:	PRIMARY STUDENTS		SECONDARY STUDENTS		ALL STUDENTS	
	NO.	%	NO.	%	NO.	%
INDEPENDENT	1,014	20.0%	1,224	30.0%	2,338	24.0%
CATHOLIC	610	12.0%	725	17.0%	1,335	14.0%
STATE	3,559	68.0%	2,199	53.0%	5,758	62.0%
TOTAL	5,183		4,148		9,331	

Total Students, by Sector, Living in this Electorate

Independent 2,338
Catholic 1,335
State 5,758



DATA SOURCE

1 Full-time enrolments based on 2023 Non-Government Schools Census (State) February Collection.

2 Participation rates based on 2021 Census of Population and Housing.

3 AEC Group. (2024). *Economic Significance of Independent Schools to the Queensland Economy, 2024 Update*.

Modelling based on school data and ABS and other agency financial year data to produce an indicative annual profile of contributions to the Queensland economy and Gross State Product (GSP) for 2021-22.

NOTE: Some figures have been rounded and percentages may not add up to 100.

ECONOMIC CONTRIBUTION³

INDEPENDENT SCHOOLS contribute:

- \$132m in direct and indirect economic activity
- \$91m in wages and salaries
- 874 full-time jobs

INDEPENDENT SCHOOLS provide savings to taxpayers and governments of:

- \$37.6m in recurrent savings
- \$10.5m in capital savings from parent contributions.

LOCAL MEMBER

Mr Dan Purdie MP
Liberal National Party of Queensland