



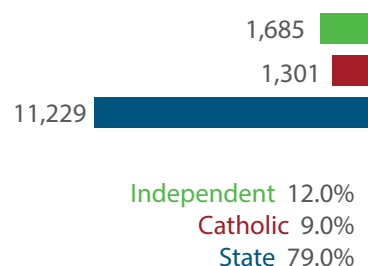
LOCATION OF SCHOOLS¹

Shows how many students attend schools located in this Queensland electorate.

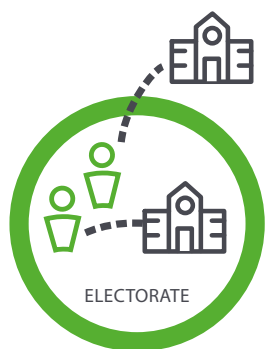
SECTOR	NUMBER			PERCENTAGE		
	P-6	7-12	TOTAL	P-6	7-12	TOTAL
INDEPENDENT	883	802	1,685	9.0%	18.0%	12.0%
CATHOLIC	795	506	1,301	8.0%	11.0%	9.0%
STATE	8,049	3,180	11,229	83.0%	71.0%	79.0%
TOTAL	9,727	4,488	14,215			

Independent schools and campuses in this electorate

- Faith Christian School of Distance Education:** Secondary
- Groves Christian College (Distance):** Combined Primary & Secondary
- Groves Christian College (Laughlin St):** Combined Primary & Secondary
- Groves Christian College (Velorum Dr):** Primary
- YMCA Vocational School - Logan:** Primary



Total Students, by Sector, Attending Schools Located in this Electorate



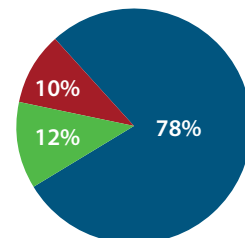
STUDENT PARTICIPATION RATES²

Shows how many students living in this Queensland electorate attend schools either located in this electorate, or in another electorate.

ENROLMENTS:	PRIMARY STUDENTS		SECONDARY STUDENTS		ALL STUDENTS	
	NO.	%	NO.	%	NO.	%
INDEPENDENT	831	11.0%	725	12.0%	1,556	12.0%
CATHOLIC	834	11.0%	490	8.0%	1,324	10.0%
STATE	5,611	78.0%	4,739	80.0%	10,350	78.0%
TOTAL	7,276		5,954		13,230	

Total Students, by Sector, Living in this Electorate

Independent 1,556
Catholic 1,324
State 10,350



DATA SOURCE

1 Full-time enrolments based on 2023 Non-Government Schools Census (State) February Collection.

2 Participation rates based on 2021 Census of Population and Housing.

3 AEC Group. (2024). *Economic Significance of Independent Schools to the Queensland Economy, 2024 Update*.

Modelling based on school data and ABS and other agency financial year data to produce an indicative annual profile of contributions to the Queensland economy and Gross State Product (GSP) for 2021-22.

NOTE: Some figures have been rounded and percentages may not add up to 100.

ECONOMIC CONTRIBUTION³

INDEPENDENT SCHOOLS contribute:

- \$48m in direct and indirect economic activity
- \$29m in wages and salaries
- 307 full-time jobs

INDEPENDENT SCHOOLS provide savings to taxpayers and governments of:

- \$14.7m in recurrent savings
- \$7.4m in capital savings from parent contributions.

LOCAL MEMBER
Hon Cameron Dick MP
Australian Labor Party