



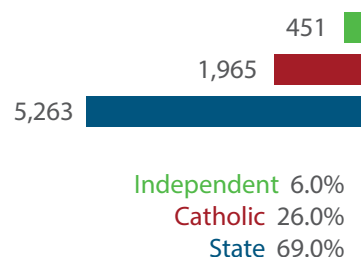
LOCATION OF SCHOOLS¹

Shows how many students attend schools located in this Queensland electorate.

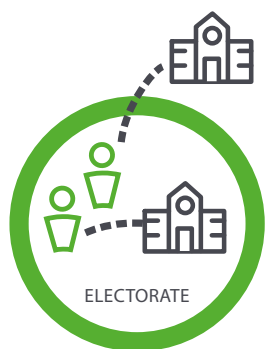
SECTOR	NUMBER			PERCENTAGE		
	P-6	7-12	TOTAL	P-6	7-12	TOTAL
INDEPENDENT	245	206	451	6.0%	6.0%	6.0%
CATHOLIC	1,307	658	1,965	30.0%	20.0%	26.0%
STATE	2,866	2,397	5,263	66.0%	74.0%	69.0%
TOTAL	4,418	3,261	7,679			

Independent schools and campuses in this electorate

Dalby Christian College: Combined Primary & Secondary



Total Students, by Sector, Attending Schools Located in this Electorate



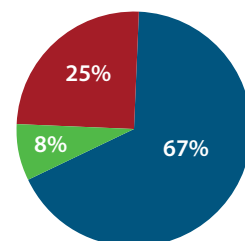
STUDENT PARTICIPATION RATES²

Shows how many students living in this Queensland electorate attend schools either located in this electorate, or in another electorate.

ENROLMENTS:	PRIMARY STUDENTS		SECONDARY STUDENTS		ALL STUDENTS	
	NO.	%	NO.	%	NO.	%
INDEPENDENT	228	6.0%	274	10.0%	502	8.0%
CATHOLIC	1,047	27.0%	575	21.0%	1,622	25.0%
STATE	2,627	67.0%	1,850	69.0%	4,477	67.0%
TOTAL	3,902		2,699		6,601	

Total Students, by Sector, Living in this Electorate

Independent 502
Catholic 1,622
State 4,477



DATA SOURCE

1 Full-time enrolments based on 2023 Non-Government Schools Census (State) February Collection.

2 Participation rates based on 2021 Census of Population and Housing.

3 AEC Group. (2024). *Economic Significance of Independent Schools to the Queensland Economy, 2024 Update*.

Modelling based on school data and ABS and other agency financial year data to produce an indicative annual profile of contributions to the Queensland economy and Gross State Product (GSP) for 2021-22.

NOTE: Some figures have been rounded and percentages may not add up to 100.

ECONOMIC CONTRIBUTION³

INDEPENDENT SCHOOLS contribute:

- \$10m in direct and indirect economic activity
- \$7m in wages and salaries
- 55 full-time jobs

INDEPENDENT SCHOOLS provide savings to taxpayers and governments of:

- \$3.5m in recurrent savings
- \$0.6m in capital savings from parent contributions.

LOCAL MEMBER

Ms Ann Leahy MP
Liberal National Party of Queensland