



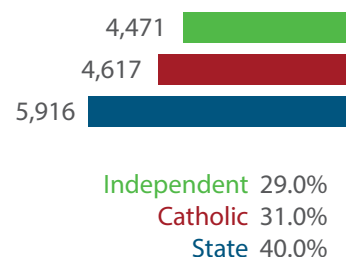
### LOCATION OF SCHOOLS<sup>1</sup>

Shows how many students attend schools located in this Queensland electorate.

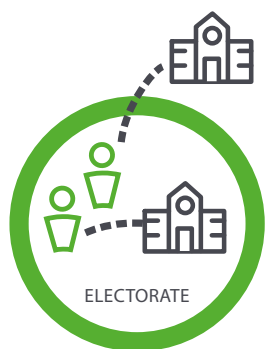
SECTOR	NUMBER			PERCENTAGE		
	P-6	7-12	TOTAL	P-6	7-12	TOTAL
INDEPENDENT	371	4,100	<b>4,471</b>	11.0%	35.0%	<b>30.0%</b>
CATHOLIC	921	3,696	<b>4,617</b>	28.0%	32.0%	<b>31.0%</b>
STATE	2,012	3,904	<b>5,916</b>	61.0%	33.0%	<b>39.0%</b>
TOTAL	3,304	11,700	<b>15,004</b>			

### Independent schools and campuses in this electorate

- Angelorum College:** Combined Primary & Secondary
- Angelorum College (Distance):** Combined Primary & Secondary
- Arethusa College (Spring Hill Campus):** Secondary
- Australian Industry Trade College:** Secondary
- Brisbane and Humanitas High School:** Secondary
- Brisbane Girls Grammar School:** Secondary
- Brisbane Grammar School:** Combined Primary & Secondary
- IES College (Spring Hill):** Secondary
- Music Industry College:** Secondary



**Total Students, by Sector, Attending Schools Located in this Electorate**



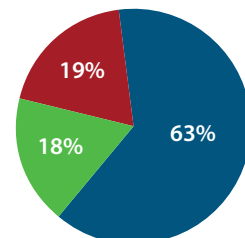
### STUDENT PARTICIPATION RATES<sup>2</sup>

Shows how many students living in this Queensland electorate attend schools either located in this electorate, or in another electorate.

ENROLMENTS:	PRIMARY STUDENTS		SECONDARY STUDENTS		ALL STUDENTS	
	NO.	%	NO.	%	NO.	%
INDEPENDENT	142	8.0%	465	30.0%	638	18.0%
CATHOLIC	359	20.0%	307	19.0%	666	19.0%
STATE	1,322	72.0%	852	51.0%	2,174	63.0%
TOTAL	1,823		1,655		3,478	

### Total Students, by Sector, Living in this Electorate

Independent 638  
Catholic 666  
State 2,174



#### DATA SOURCE

1 Full-time enrolments based on 2023 Non-Government Schools Census (State) February Collection.

2 Participation rates based on 2021 Census of Population and Housing.

3 AEC Group. (2024). *Economic Significance of Independent Schools to the Queensland Economy, 2024 Update*.

Modelling based on school data and ABS and other agency financial year data to produce an indicative annual profile of contributions to the Queensland economy and Gross State Product (GSP) for 2021-22.

NOTE: Some figures have been rounded and percentages may not add up to 100.

### ECONOMIC CONTRIBUTION<sup>3</sup>

#### INDEPENDENT SCHOOLS contribute:

- \$300m in direct and indirect economic activity
- \$190m in wages and salaries
- 1,622 full-time jobs

#### INDEPENDENT SCHOOLS provide savings to taxpayers and governments of:

- \$34.2m in recurrent savings
- \$11.6m in capital savings from parent contributions.

**LOCAL MEMBER**  
Hon Grace Grace MP  
Australian Labor Party