



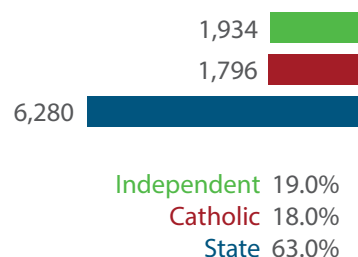
LOCATION OF SCHOOLS¹

Shows how many students attend schools located in this Queensland electorate.

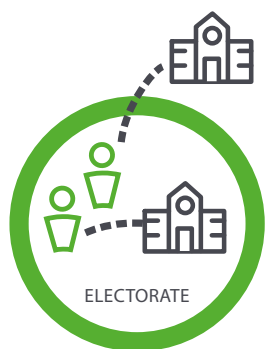
SECTOR	NUMBER			PERCENTAGE		
	P-6	7-12	TOTAL	P-6	7-12	TOTAL
INDEPENDENT	941	994	1,934	18.0%	21.0%	19.0%
CATHOLIC	931	865	1,796	18.0%	18.0%	18.0%
STATE	3,426	2,854	6,280	65.0%	61.0%	63.0%
TOTAL	5,298	4,713	10,010			

Independent schools and campuses in this electorate

- Caloundra Christian College:** Combined Primary & Secondary
- Caloundra City Private School:** Combined Primary & Secondary
- Glasshouse Christian College:** Combined Primary & Secondary
- Kairos Community College (Caloundra):** Approved but not open
- My Independent School - Beerwah:** Secondary



Total Students, by Sector, Attending Schools Located in this Electorate



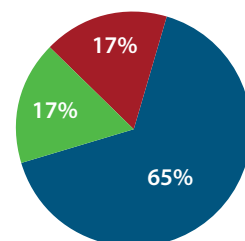
STUDENT PARTICIPATION RATES²

Shows how many students living in this Queensland electorate attend schools either located in this electorate, or in another electorate.

ENROLMENTS:	PRIMARY STUDENTS		SECONDARY STUDENTS		ALL STUDENTS	
	NO.	%	NO.	%	NO.	%
INDEPENDENT	656	15.0%	719	21.0%	1,375	17.0%
CATHOLIC	713	16.0%	644	18.0%	1,357	17.0%
STATE	3,016	69.0%	2,131	61.0%	5,147	65.0%
TOTAL	4,385		3,494		7,879	

Total Students, by Sector, Living in this Electorate

Independent 1,375
Catholic 1,357
State 5,147



DATA SOURCE

1 Full-time enrolments based on 2023 Non-Government Schools Census (State) February Collection.

2 Participation rates based on 2021 Census of Population and Housing.

3 AEC Group. (2024). *Economic Significance of Independent Schools to the Queensland Economy, 2024 Update*. Modelling based on school data and ABS and other agency financial year data to produce an indicative annual profile of contributions to the Queensland economy and Gross State Product (GSP) for 2021-22.

NOTE: Some figures have been rounded and percentages may not add up to 100.

ECONOMIC CONTRIBUTION³

INDEPENDENT SCHOOLS contribute:

- \$52m in direct and indirect economic activity
- \$38m in wages and salaries
- 372 full-time jobs

INDEPENDENT SCHOOLS provide savings to taxpayers and governments of:

- \$16.5m in recurrent savings
- \$1.9m in capital savings from parent contributions.

LOCAL MEMBER
Mr Jason Hunt MP
Australian Labor Party