



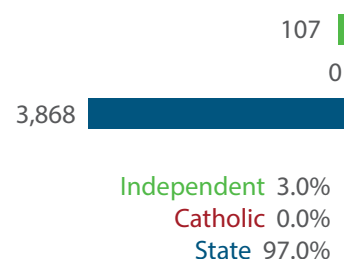
### LOCATION OF SCHOOLS<sup>1</sup>

Shows how many students attend schools located in this Queensland electorate.

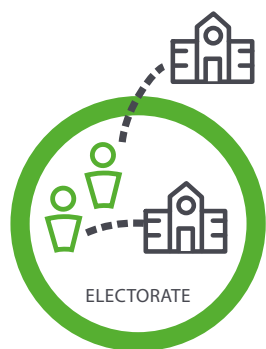
SECTOR	NUMBER			PERCENTAGE		
	P-6	7-12	TOTAL	P-6	7-12	TOTAL
INDEPENDENT	107	0	<b>107</b>	4.0%	0.00%	<b>3.0%</b>
CATHOLIC	0	0	<b>0</b>	0.0%	0.0%	<b>0.0%</b>
STATE	2,919	842	<b>3,761</b>	96.0%	100.0%	<b>97.0%</b>
<b>TOTAL</b>	<b>3,026</b>	<b>842</b>	<b>3,868</b>			

### Independent schools and campuses in this electorate

**The River School:** Primary



**Total Students, by Sector, Attending Schools Located in this Electorate**



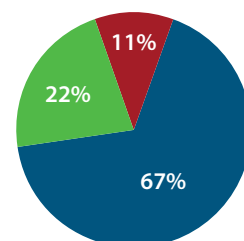
### STUDENT PARTICIPATION RATES<sup>2</sup>

Shows how many students living in this Queensland electorate attend schools either located in this electorate, or in another electorate.

ENROLMENTS:	PRIMARY STUDENTS		SECONDARY STUDENTS		ALL STUDENTS	
	NO.	%	NO.	%	NO.	%
INDEPENDENT	763	22.0%	799	24.0%	1,562	22.0%
CATHOLIC	290	8.0%	472	14.0%	762	11.0%
STATE	2,641	71.0%	2,036	62.0%	4,677	67.0%
<b>TOTAL</b>	<b>3,694</b>		<b>3,307</b>		<b>7,001</b>	

### Total Students, by Sector, Living in this Electorate

Independent 1,562  
Catholic 762  
State 4,677



#### DATA SOURCE

1 Full-time enrolments based on 2023 Non-Government Schools Census (State) February Collection.

2 Participation rates based on 2021 Census of Population and Housing.

3 AEC Group. (2024). *Economic Significance of Independent Schools to the Queensland Economy, 2024 Update*. Modelling based on school data and ABS and other agency financial year data to produce an indicative annual profile of contributions to the Queensland economy and Gross State Product (GSP) for 2021-22.

NOTE: Some figures have been rounded and percentages may not add up to 100.

### ECONOMIC CONTRIBUTION<sup>3</sup>

#### INDEPENDENT SCHOOLS contribute:

- \$4m in direct and indirect economic activity
- \$3m in wages and salaries
- 30 full-time jobs

#### INDEPENDENT SCHOOLS provide savings to taxpayers and governments of:

- \$1.1m in recurrent savings
- \$0m in capital savings from parent contributions.

#### LOCAL MEMBER

Mr Andrew Powell MP  
Liberal National Party of Queensland