



LOCATION OF SCHOOLS¹

Shows how many students attend schools located in this Queensland electorate.

SECTOR	NUMBER			PERCENTAGE		
	P-6	7-12	TOTAL	P-6	7-12	TOTAL
INDEPENDENT	1,870	1,599	3,469	25.0%	20.0%	22.0%
CATHOLIC	1,253	1,307	2,560	17.0%	16.0%	17.0%
STATE	4,290	5,301	9,590	58.0%	65.0%	61.0%
TOTAL	7,413	8,207	15,619			

Independent schools and campuses in this electorate

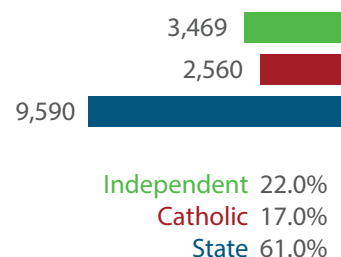
Brisbane Adventist College: Combined Primary & Secondary

Citipointe Christian College: Combined Primary & Secondary

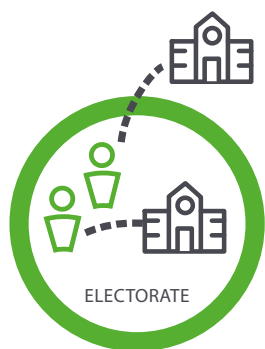
Redeemer Lutheran College: Combined Primary & Secondary

Sinai College: Primary

Yarranlea Primary School: Primary



Total Students, by Sector, Attending Schools Located in this Electorate



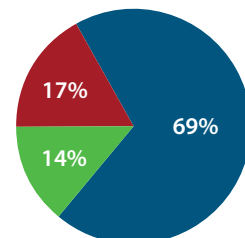
STUDENT PARTICIPATION RATES²

Shows how many students living in this Queensland electorate attend schools either located in this electorate, or in another electorate.

ENROLMENTS:	PRIMARY STUDENTS		SECONDARY STUDENTS		ALL STUDENTS	
	NO.	%	NO.	%	NO.	%
INDEPENDENT	663	13.0%	713	15.0%	1,376	14.0%
CATHOLIC	909	17.0%	764	16.0%	1,673	17.0%
STATE	3,729	70.0%	3,298	69.0%	7,027	69.0%
TOTAL	5,301		4,775		10,076	

Total Students, by Sector, Living in this Electorate

Independent 1,376
Catholic 1,673
State 7,027



DATA SOURCE

1 Full-time enrolments based on 2023 Non-Government Schools Census (State) February Collection.

2 Participation rates based on 2021 Census of Population and Housing.

3 AEC Group. (2024). *Economic Significance of Independent Schools to the Queensland Economy, 2024 Update*.

Modelling based on school data and ABS and other agency financial year data to produce an indicative annual profile of contributions to the Queensland economy and Gross State Product (GSP) for 2021-22.

NOTE: Some figures have been rounded and percentages may not add up to 100.

ECONOMIC CONTRIBUTION³

INDEPENDENT SCHOOLS contribute:

- \$115m in direct and indirect economic activity
- \$83m in wages and salaries
- 847 full-time jobs

INDEPENDENT SCHOOLS provide savings to taxpayers and governments of:

- \$32.4m in recurrent savings
- \$3.8m in capital savings from parent contributions.

LOCAL MEMBER
Ms Corrine McMillan MP
Australian Labor Party