



LOCATION OF SCHOOLS¹

Shows how many students attend schools located in this Queensland electorate.

SECTOR	NUMBER			PERCENTAGE		
	P-6	7-12	TOTAL	P-6	7-12	TOTAL
INDEPENDENT	1,522	1,510	3,032	22.0%	35.0%	27.0%
CATHOLIC	1,781	1,713	3,494	26.0%	40.0%	31.0%
STATE	3,549	1,105	4,654	52.0%	26.0%	42.0%
TOTAL	6,852	4,328	11,180			

Independent schools and campuses in this electorate

Annandale Christian College: Combined Primary & Secondary

Enkindle Village School: Primary

Riverside Adventist Christian School: Primary

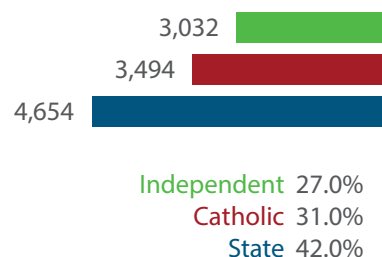
Tec-NQ: Secondary

The Cathedral School of St Anne and St James: Combined Primary & Secondary

Townsville Christian College: Combined Primary & Secondary

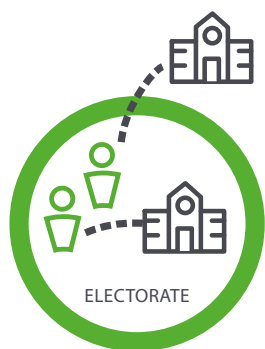
Townsville Grammar School (Vincent Campus): Combined Primary & Secondary

Townsville Grammar School (Annandale Campus): Combined Primary & Secondary



Total Students, by Sector, Attending Schools Located in this Electorate

Independent 27.0%
Catholic 31.0%
State 42.0%



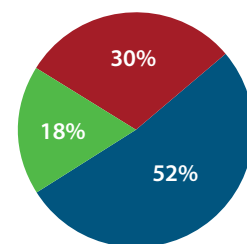
STUDENT PARTICIPATION RATES²

Shows how many students living in this Queensland electorate attend schools either located in this electorate, or in another electorate.

ENROLMENTS: SECTOR	PRIMARY STUDENTS		SECONDARY STUDENTS		ALL STUDENTS	
	NO.	%	NO.	%	NO.	%
INDEPENDENT	586	16.0%	745	20%	1,331	18.0%
CATHOLIC	1,054	28.0%	1,150	31.0%	2,204	30.0%
STATE	2,137	56.0%	1,761	49.0%	3,898	52.0%
TOTAL	3,777		3,656		7,433	

Total Students, by Sector, Living in this Electorate

Independent 1,331
Catholic 2,204
State 3,898



DATA SOURCE

1 Full-time enrolments based on 2023 Non-Government Schools Census (State) February Collection.

2 Participation rates based on 2021 Census of Population and Housing.

3 AEC Group. (2024). *Economic Significance of Independent Schools to the Queensland Economy, 2024 Update*.

Modelling based on school data and ABS and other agency financial year data to produce an indicative annual profile of contributions to the Queensland economy and Gross State Product (GSP) for 2021-22.

NOTE: Some figures have been rounded and percentages may not add up to 100.

ECONOMIC CONTRIBUTION³

INDEPENDENT SCHOOLS contribute:

- \$58m in direct and indirect economic activity
- \$49m in wages and salaries
- 464 full-time jobs

INDEPENDENT SCHOOLS provide savings to taxpayers and governments of:

- \$25.5m in recurrent savings
- \$4.2m in capital savings from parent contributions.

LOCAL MEMBER
Mr Leslie Walker MP
Australian Labor Party